



RT1232(12V3.2Ah)

Specification

| | |
|------------------------------------|---|
| Cells Per Unit | 6 |
| Voltage Per Unit | 12 |
| Nominal Capacity | 3.2Ah@20hour-rate to 1.75V per cell @25°C |
| Weight | Approx. 1.25 Kg (Tolerance ±5.0%) |
| Internal Resistance | Approx. 54 mΩ |
| Terminal | F1 |
| Max. Discharge Current | 32A (5 sec) |
| Short Circuit Current | 166A |
| Design Life | 6~8 years (Float charging) |
| Max. Charging Current | 0.96 A |
| Reference Capacity | C3 2.48AH C5 2.79AH C10 2.99AH C20 3.20AH |
| Standby Use Voltage | 13.7 V~13.9 V @ 25°C Temperature Compensation: -3mV/°C/Cell |
| Cycle Use Voltage | 14.6 V~14.8 V @ 25°C Temperature Compensation: -4mV/°C/Cell |
| Operating Temperature Range | Discharge: -20°C~60°C Charge: 0°C~50°C Storage: -20°C~60°C |
| Normal Operating Temperature Range | 25°C ±5°C |
| Self Discharge | RITAR Valve Regulated Lead Acid (VRLA) batteries can be stored for up to 6 months at 25°C and then recharging is recommended. Monthly Self-discharge ratio is less than 3% at 25°C. Please charge batteries before using. |
| Container Material | A.B.S. UL94-HB, UL94-V0 Optional. |



RT series is a general purpose battery with 6~8 years design life in float service. It meets with IEC, JIS, BS, GB/T and YD/T standards. With advanced AGM valve regulated technology and high purity raw material, the RT series battery maintains high consistency for better performance and reliable standby service life. It is suitable for UPS/EPS, medical equipment, emergency light and security system applications.



ISO 9001



ISO 14001



OHSAS 18001

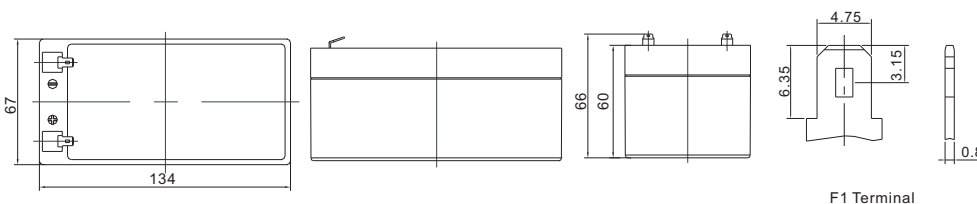


MH 28539



G4M20206-0910-E-16

Dimensions



| | |
|--------------|-------------------------|
| Length | 134±1.5mm (5.28 inches) |
| Width | 67±1.5mm (2.64 inches) |
| Height | 60±1.5mm (2.36 inches) |
| Total Height | 66±1.5mm (2.60 inches) |
| Terminal | Value |
| M5 | 6~7 N*m |
| M6 | 8~10 N*m |
| M8 | 10~12 N*m |

Unit: mm

Constant Current Discharge Characteristics : A (25°C)

| F.V/Time | 5MIN | 10MIN | 15MIN | 30MIN | 1HR | 2HR | 3HR | 4HR | 5HR | 8HR | 10HR | 20HR |
|----------|-------|-------|-------|-------|-------|-------|-------|-------|-------|-------|-------|-------|
| 1.60V | 12.14 | 8.581 | 6.203 | 3.563 | 1.955 | 1.200 | 0.902 | 0.729 | 0.604 | 0.389 | 0.316 | 0.167 |
| 1.65V | 11.29 | 8.108 | 5.930 | 3.420 | 1.888 | 1.162 | 0.875 | 0.709 | 0.588 | 0.384 | 0.312 | 0.164 |
| 1.70V | 10.19 | 7.465 | 5.554 | 3.269 | 1.827 | 1.124 | 0.851 | 0.690 | 0.573 | 0.378 | 0.307 | 0.162 |
| 1.75V | 9.127 | 6.833 | 5.169 | 3.125 | 1.760 | 1.085 | 0.825 | 0.672 | 0.558 | 0.373 | 0.303 | 0.160 |
| 1.80V | 8.014 | 6.185 | 4.773 | 2.987 | 1.693 | 1.046 | 0.800 | 0.653 | 0.544 | 0.367 | 0.299 | 0.158 |
| 1.85V | 6.361 | 5.055 | 3.960 | 2.572 | 1.518 | 0.958 | 0.739 | 0.607 | 0.507 | 0.344 | 0.282 | 0.150 |

Constant Power Discharge Characteristics : WPC (25°C)

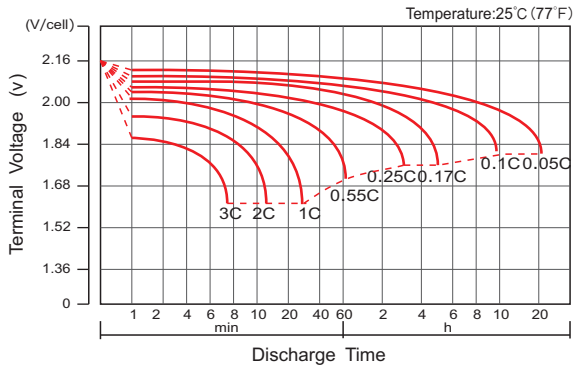
| F.V/Time | 5MIN | 10MIN | 15MIN | 30MIN | 1HR | 2HR | 3HR | 4HR | 5HR | 8HR | 10HR | 20HR |
|----------|-------|-------|-------|-------|-------|-------|-------|-------|-------|-------|-------|-------|
| 1.60V | 20.13 | 14.59 | 10.84 | 6.471 | 3.674 | 2.275 | 1.724 | 1.399 | 1.164 | 0.759 | 0.620 | 0.328 |
| 1.65V | 18.93 | 14.05 | 10.52 | 6.278 | 3.568 | 2.213 | 1.677 | 1.366 | 1.138 | 0.752 | 0.614 | 0.323 |
| 1.70V | 17.47 | 13.17 | 10.00 | 6.060 | 3.474 | 2.152 | 1.639 | 1.334 | 1.112 | 0.742 | 0.605 | 0.320 |
| 1.75V | 16.00 | 12.27 | 9.442 | 5.852 | 3.367 | 2.087 | 1.597 | 1.305 | 1.088 | 0.733 | 0.598 | 0.316 |
| 1.80V | 14.35 | 11.30 | 8.842 | 5.650 | 3.257 | 2.022 | 1.554 | 1.272 | 1.063 | 0.722 | 0.591 | 0.314 |
| 1.85V | 11.63 | 9.402 | 7.441 | 4.914 | 2.939 | 1.863 | 1.443 | 1.186 | 0.995 | 0.680 | 0.557 | 0.298 |

(Note) The above characteristics data are average values obtained within three charge/discharge cycle not the minimum values. The battery must be fully charged before the capacity test. The C₂₀ should reach 95% after the first cycle and 100% after the third cycle.

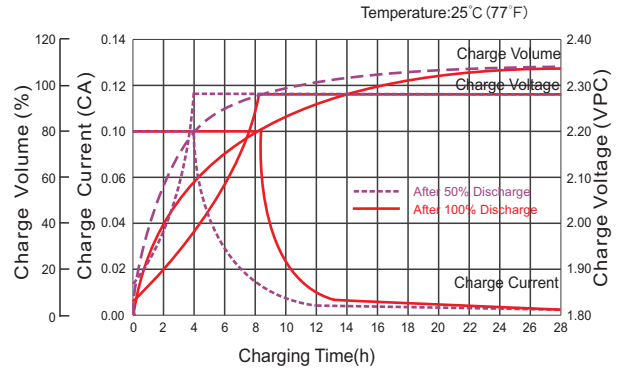
RT1232(12V3.2Ah)



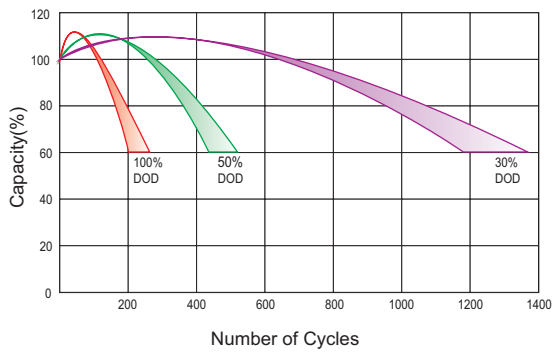
Discharge Characteristics Curve



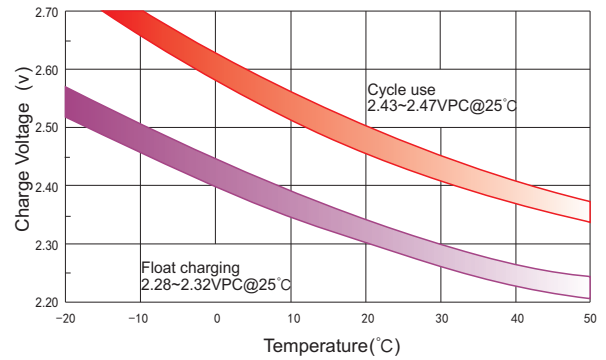
Charge Characteristic Curve For Standby Use



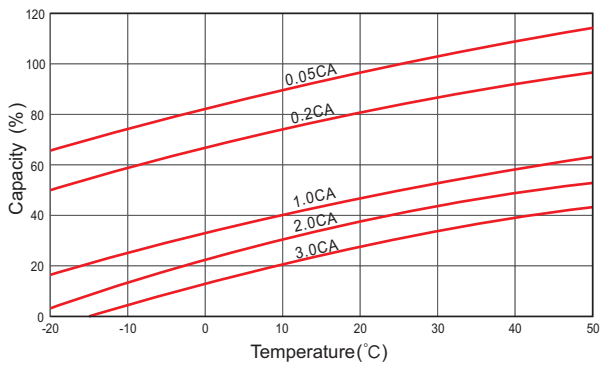
Cycle Life In Relation To Depth Of Discharge



Relationship Between Charging Voltage And Temperature



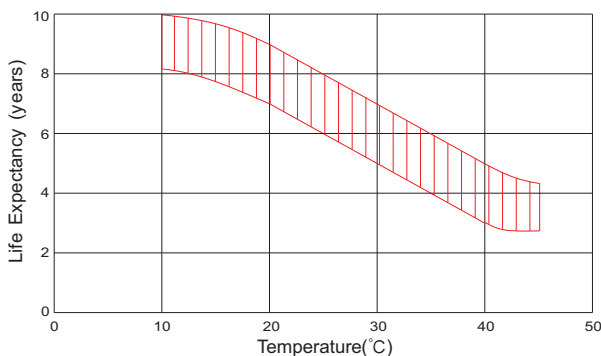
Temperature Effects On Capacity



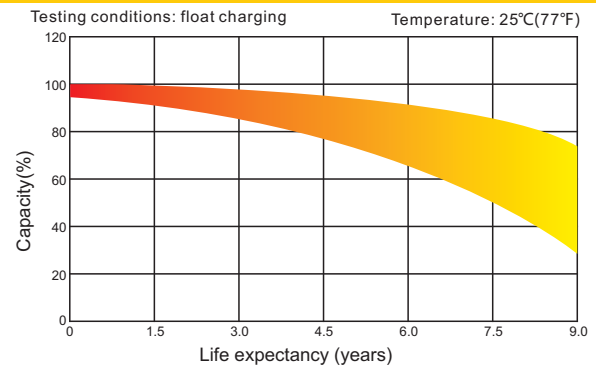
Storage Characteristics



Effect Of Temperature On Long Term Life



Life Characteristics Of Standby Use



(Note) All above information shall be changed without prior notice, Ritar reserves the right to explain and update the latest information.