



RA12-180(12V180Ah)

Specification

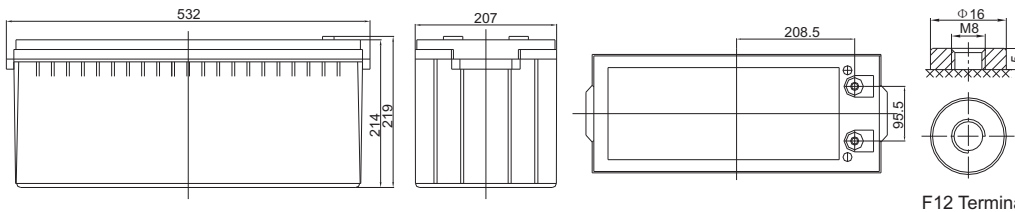
Cells Per Unit	6
Voltage Per Unit	12
Nominal Capacity	180Ah@10hour-rate to 1.80V per cell @25°C
Weight	Approx. 49.5 Kg (Tolerance ±3.0%)
Internal Resistance	Approx. 5.0 mΩ
Terminal	F16(M8)/F12(M8)/L6
Max. Discharge Current	1800A (5 sec)
Short Circuit Current	2800A
Design Life	12 years (Float charging)
Max. Charging Current	54.0 A
Reference Capacity	C3 139.2AH C5 157.0AH C10 180.0AH C20 190.8AH
Standby Use Voltage	13.6 V~13.8 V @ 25°C Temperature Compensation: -3mV/°C/Cell
Cycle Use Voltage	14.6 V~14.8 V @ 25°C Temperature Compensation: -4mV/°C/Cell
Operating Temperature Range	Discharge: -20°C~60°C Charge: 0°C~50°C Storage: -20°C~60°C
Normal Operating Temperature Range	25°C ±5°C
Self Discharge	RITAR Valve Regulated Lead Acid (VRLA) batteries can be stored for up to 6 months at 25°C and then recharging is recommended. Monthly Self-discharge ratio is less than 3% at 25°C. Please charge batteries before using.
Container Material	A.B.S. UL94-HB, UL94-V0 Optional.



RA series is a general purpose battery with 12 years design life in float service. It meets with IEC, JIS, BS, GB/T and YD/T standards. With advanced AGM valve regulated technology and high purity raw material, the RA series battery maintains high consistency for better performance and reliable standby service life. It is suitable for UPS/EPS, Telecom, power grid, medical equipment, emergency light and security system applications.



Dimensions



Length	532±2mm (20.9 inches)
Width	207±2mm (8.15 inches)
Height	214±2mm (8.43 inches)
Total Height	219±2mm (8.62 inches)
Terminal	Value
M5	6~7 N*m
M6	8~10 N*m
M8	10~12 N*m

F12 Terminal

Unit: mm

Constant Current Discharge Characteristics : A (25°C)

F.V/Time	10MIN	15MIN	30MIN	1HR	2HR	3HR	4HR	5HR	8HR	10HR	20HR
1.60V	387.5	313.9	193.2	110.0	65.5	50.8	39.9	34.0	22.8	19.0	9.93
1.65V	366.1	300.1	185.5	106.2	63.4	49.2	38.8	33.1	22.6	18.8	9.78
1.70V	337.1	281.1	177.3	102.8	61.3	47.9	37.8	32.2	22.2	18.5	9.66
1.75V	308.5	261.5	169.4	99.0	59.2	46.4	36.8	31.4	21.9	18.2	9.54
1.80V	279.3	241.5	162.0	95.2	57.1	45.0	35.7	30.6	21.5	18.0	9.44
1.85V	228.3	200.4	139.5	85.4	52.3	41.6	33.2	28.5	20.2	16.9	8.97

Constant Power Discharge Characteristics : WPC (25°C)

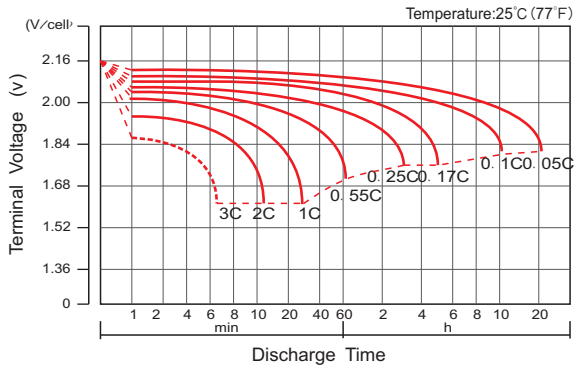
F.V/Time	10MIN	15MIN	30MIN	1HR	2HR	3HR	4HR	5HR	8HR	10HR	20HR
1.60V	658.6	548.7	350.9	206.7	124.2	97.0	76.6	65.5	44.6	37.3	19.6
1.65V	634.4	532.4	340.4	200.7	120.8	94.4	74.8	64.0	44.2	36.9	19.3
1.70V	594.7	506.1	328.6	195.4	117.5	92.2	73.1	62.6	43.6	36.4	19.1
1.75V	554.2	477.8	317.3	189.4	113.9	89.8	71.5	61.2	43.1	36.0	18.9
1.80V	510.4	447.4	306.4	183.2	110.4	87.4	69.6	59.8	42.4	35.6	18.7
1.85V	424.6	376.5	266.5	165.3	101.7	81.2	65.0	56.0	39.9	33.5	17.8

(Note) The above characteristics data are average values obtained within three charge/discharge cycle not the minimum values. The battery must be fully charged before the capacity test. The C₁₀ should reach 95% after the first cycle and 100% after the third cycle.

RA12-180(12V180Ah)



Discharge Characteristics Curve



Charge Characteristic Curve For Standby Use



Cycle Life In Relation To Depth Of Discharge



Relationship Between Charging Voltage And Temperature



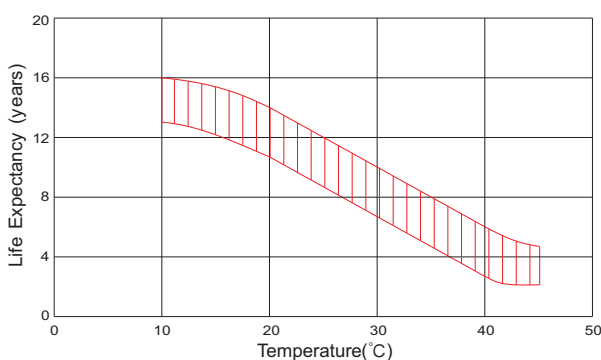
Temperature Effects On Capacity



Storage Characteristics



Effect Of Temperature On Long Term Life



Life Characteristics Of Standby Use



(Note) All above information shall be changed without prior notice, Ritar reserves the right to explain and update the latest information.