



HR2-1500W(2V1500W)

Specification

Cells Per Unit	1
Voltage Per Unit	2
Capacity	1500W@15min-rate to 1.67V @25°C
Weight	Approx. 29.5Kg (Tolerance±3.0%)
Internal Resistance	Approx. 0.55 mΩ
Terminal	F10(M8)
Max. Discharge Current	3200A (5 sec)
Short Circuit Current	5080A
Design Life	20 years
Max. Charging Current	120.0 A
Reference Capacity	C10 600.0AH C20 630.0AH
Floating Voltage	2.25 V~2.27 V @ 25°C Temperature Compensation: -3mV/°C/Cell
Equalizing Voltage	2.35 V~2.40 V @ 25°C Temperature Compensation: -4mV/°C/Cell
Operating Temperature Range	Discharge: -20°C~60°C Charge: 0°C~50°C Storage: -20°C~60°C
Normal Operating Temperature Range	25°C±5°C
Self Discharge	RITAR Valve Regulated Lead Acid (VRLA) batteries can be stored for up to 6 months at 25°C and then recharging is recommended. Monthly Self-discharge ratio is less than 3% at 25°C. Please charge batteries before using.
Container Material	A.B.S. UL94-HB, UL94-V0 Optional. The cover is not configured by default.



HR (High Rate) series Valve Regulated Lead Acid (VRLA) battery is designed for heavy load discharge applications with 20 years design life in float service. By using strong grids, thick plate and specially designed active material. It is with lower I.R, lower self discharge rate, high power, and longer service life. The HR series battery offers 30% more power output than the standard series. It is suitable for high power standby used, such as datacenter, UPS, EPS etc.



ISO 9001



ISO 14001



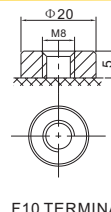
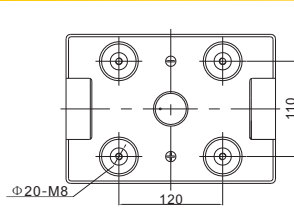
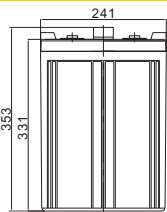
OHSAS 18001



MH 28539



Dimensions



F10 TERMINAL

Length	241±2mm (9.49 inches)
Width	172±2mm (6.77 inches)
Height	331±2mm (13.0 inches)
Total Height	353±2mm (13.9 inches)
Terminal	Value
M5	6~7 N*m
M6	8~10 N*m
M8	10~12 N*m

Unit: mm

Constant Current Discharge Characteristics : A (25°C)

F.V/Time	10MIN	15MIN	20MIN	25MIN	30MIN	45MIN	60MIN	90MIN	120MIN
1.60V	1122.4	951.2	790.7	675.8	598.1	454.5	370.3	280.6	228.0
1.65V	1033.8	891.2	759.1	648.8	574.2	437.7	357.6	271.4	220.7
1.67V	983.8	862.9	742.3	634.5	561.5	429.3	351.8	266.9	217.1
1.70V	934.9	834.7	725.6	620.1	548.8	421.0	345.9	262.5	213.5
1.75V	854.4	776.7	693.5	592.7	524.5	404.0	333.3	253.1	206.0
1.80V	753.1	717.2	662.8	566.5	501.3	387.4	320.5	243.7	198.6

Constant Power Discharge Characteristics : WPC (25°C)

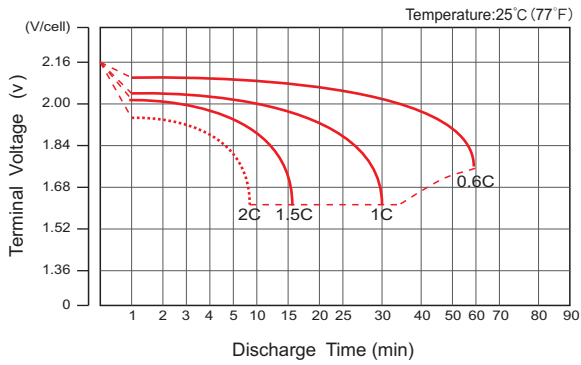
F.V/Time	10MIN	15MIN	20MIN	25MIN	30MIN	45MIN	60MIN	90MIN	120MIN
1.60V	1903.9	1617.6	1365.0	1184.9	1056.7	817.4	676.9	515.3	420.4
1.65V	1779.5	1538.0	1324.3	1149.5	1025.1	793.5	657.4	500.9	409.0
1.67V	1705.7	1500.0	1301.4	1129.7	1007.4	781.4	648.7	494.1	403.3
1.70V	1633.3	1462.0	1278.5	1109.8	989.7	769.4	640.0	487.3	397.7
1.75V	1514.5	1380.3	1234.5	1071.6	955.6	744.4	620.3	472.4	385.5
1.80V	1353.7	1292.6	1191.9	1034.6	922.6	719.4	600.1	457.4	373.6

(Note) The above characteristics data are average values obtained within three charge/discharge cycle not the minimum values.

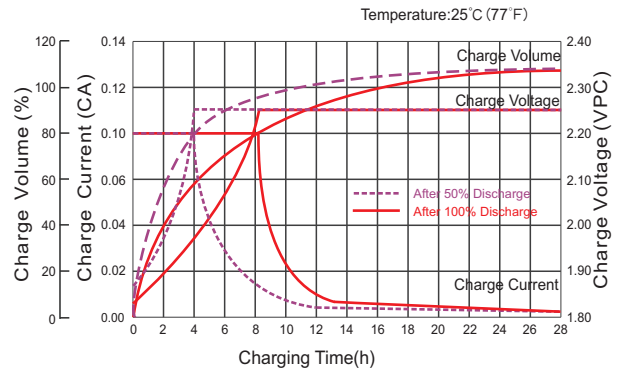
HR2-1500W(2V1500W)



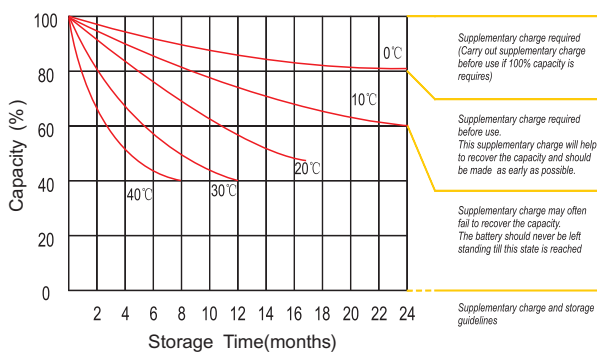
Discharge Characteristics Curve



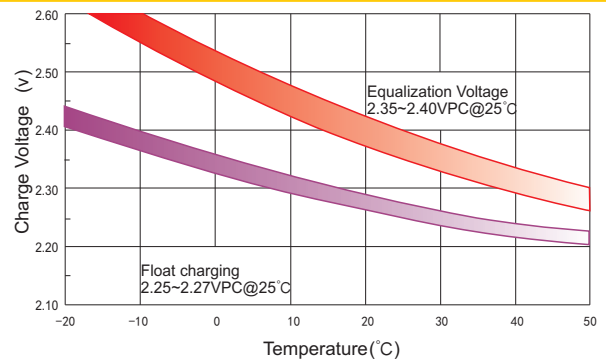
Charge Characteristic Curve For Floating Use



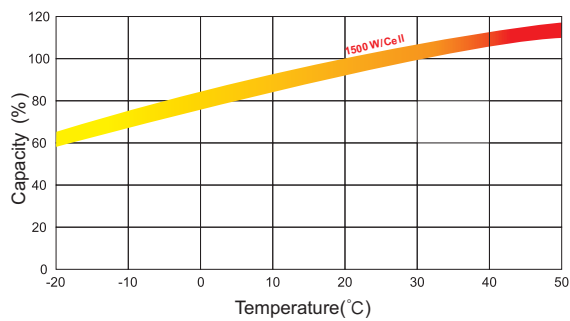
Storage Characteristics



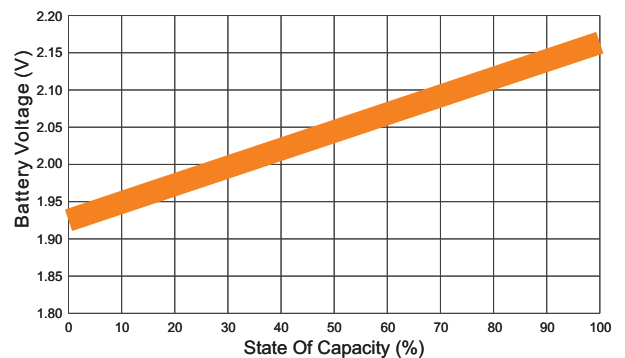
Relationship Between Charging Voltage And Temperature



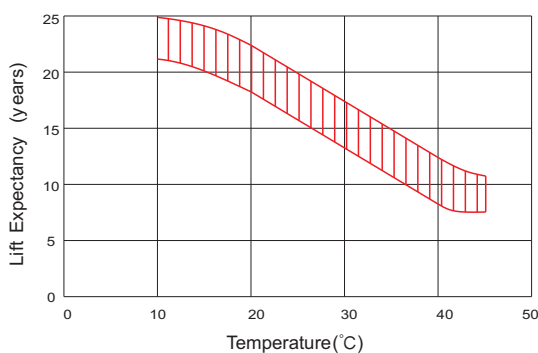
Temperature Effects On Capacity



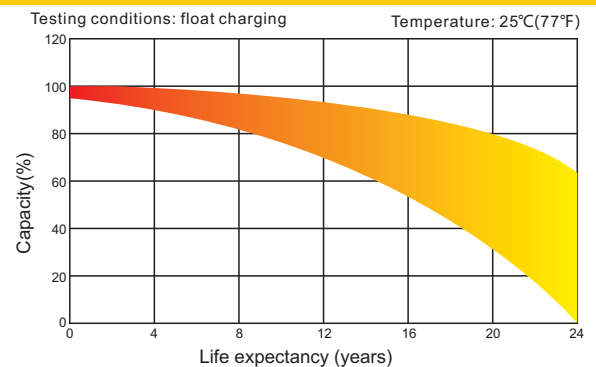
Relationship of OCV And State of Charge(20°C)



Effect Of Temperature On Long Term Life



Life Characteristics Of Standby Use



(Note) All above information shall be changed without prior notice, Ritar reserves the right to explain and update the latest information.