



# HR12-620WA(12V620W)

## Specification

Cells Per Unit	6
Voltage Per Unit	12
Capacity	620W@15min-rate to 1.67V per cell @25°C
Weight	Approx. 53.0Kg (Tolerance ±3.0%)
Internal Resistance	Approx. 3.8 mΩ
Terminal	F10(M8)
Max. Discharge Current	1800A (5 sec)
Short Circuit Current	3200A
Design Life	15 years
Max. Charging Current	54.0 A
Reference Capacity	C10 170.0AH C20 180.0AH
Standby Use Voltage	13.50 V~13.62 V @ 25°C Temperature Compensation: -3mV/°C/Cell
Equalization Voltage	14.10 V~14.40 V @ 25°C Temperature Compensation: -4mV/°C/Cell
Operating Temperature Range	Discharge: -20°C~60°C Charge: 0°C~50°C Storage: -20°C~60°C
Normal Operating Temperature Range	25°C ±5°C
Self Discharge	RITAR Valve Regulated Lead Acid (VRLA) batteries can be stored for up to 6 months at 25°C and then recharging is recommended. Monthly Self-discharge ratio is less than 3% at 25°C. Please charge batteries before using.
Container Material	A.B.S. UL94-HB, UL94-V0 Optional.



HR ( High Rate ) series Valve Regulated Lead Acid (VRLA) battery is designed for heavy load discharge applications with 15 years design life in float service. By using strong grids, thick plate and specially designed active material. It is with lower I.R, lower self discharge rate, high power, and longer service life. The HR series battery offers 30% more power output than the standard series. It is suitable for high power standby used, such as datacenter, UPS, EPS etc.



ISO 9001

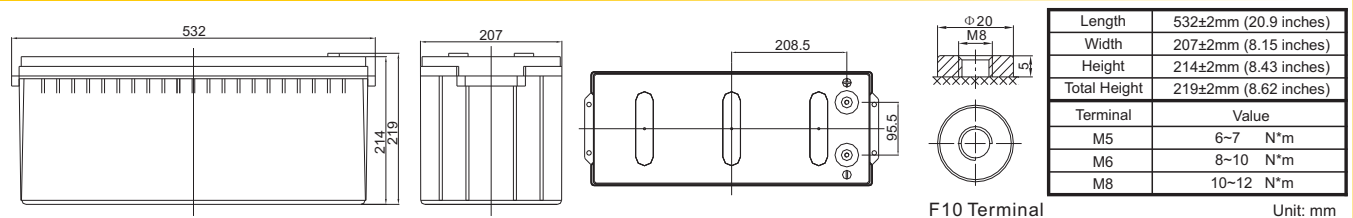


ISO 14001



OHSAS 18001

## Dimensions



### Constant Current Discharge Characteristics : A (25°C)

F.V/Time	5MIN	8MIN	10MIN	15MIN	20MIN	30MIN	60MIN	90MIN
1.60V	492.8	442.3	413.7	342.8	279.2	205.8	119.1	85.46
1.67V	447.2	405.6	382.4	319.7	262.4	194.7	113.6	81.98
1.70V	428.2	389.9	368.6	310.0	255.0	190.0	111.3	80.39
1.75V	395.3	363.1	345.6	293.2	242.3	182.0	107.5	77.86
1.80V	362.2	336.3	322.5	277.5	230.9	174.3	103.59	75.33
1.85V	310.9	286.5	273.3	238.6	200.4	154.2	93.59	68.68

### Constant Power Discharge Characteristics : WPC (25°C)

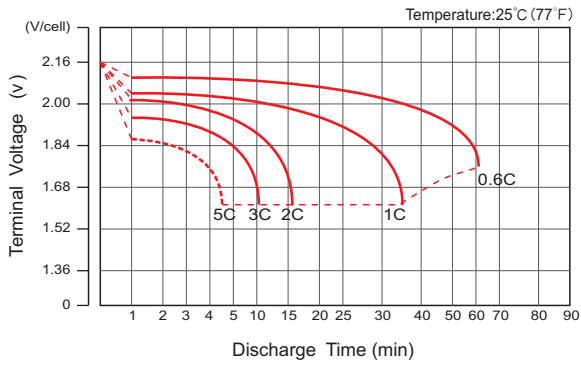
F.V/Time	5MIN	8MIN	10MIN	15MIN	20MIN	30MIN	60MIN	90MIN
1.60V	905.5	823.6	778.2	653.5	536.5	399.8	223.6	161.7
1.67V	842.7	772.7	734.4	620.0	512.1	383.4	215.3	156.4
1.70V	815.0	749.6	713.9	605.6	501.0	375.7	211.7	154.1
1.75V	764.8	708.3	678.0	579.4	480.9	363.3	205.9	150.0
1.80V	711.9	664.9	640.3	553.6	462.8	350.5	199.8	145.9
1.85V	620.1	574.3	549.7	481.2	405.5	312.7	181.7	134.2

(Note) The above characteristics data are average values obtained within three charge/discharge cycle not the minimum values.

# HR12-620WA(12V620W)



## Discharge Characteristics Curve



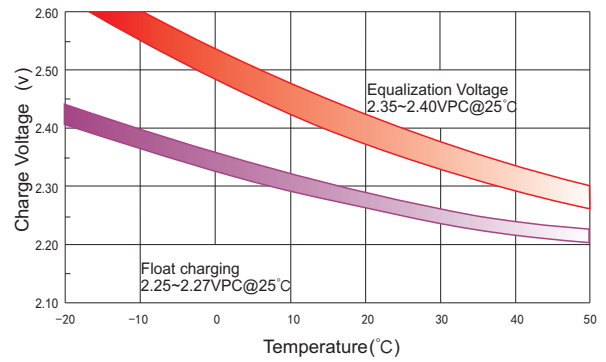
## Charge Characteristic Curve For Standby Use



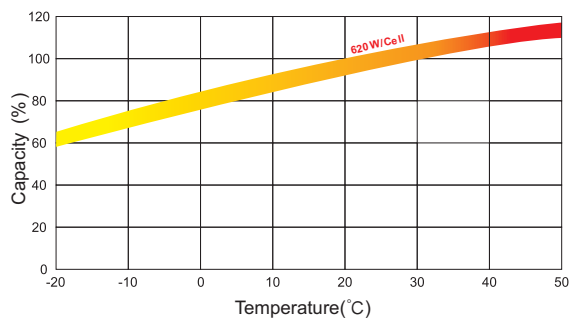
## Storage Characteristics



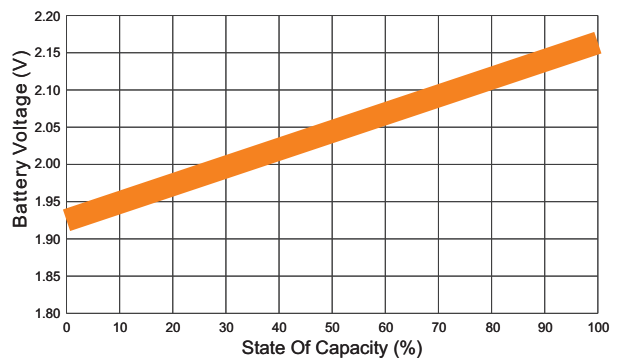
## Relationship Between Charging Voltage And Temperature



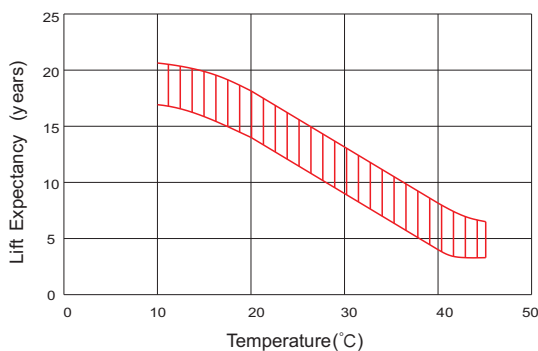
## Temperature Effects On Capacity



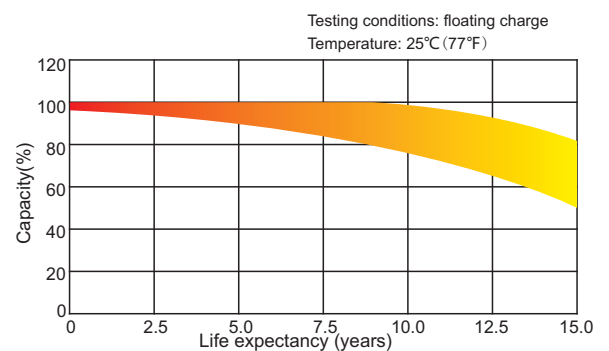
## Relationship of OCV And State of Charge(20°C)



## Effect Of Temperature On Long Term Life



## Life Characteristics Of Standby Use



(Note) All above information shall be changed without prior notice, Ritar reserves the right to explain and update the latest information.