



# FT12-185L(12V185Ah)

## Specification

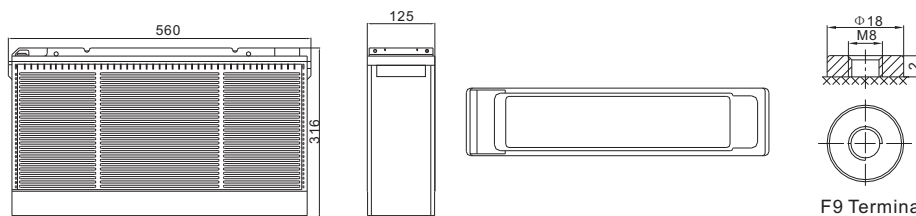
Cells Per Unit	6
Voltage Per Unit	12
Nominal Capacity	185Ah@10hr-rate to 1.80V per cell @25°C
Weight	Approx. 60.0 Kg (Tolerance ±3%)
Internal Resistance	Approx. 4.0 mΩ
Terminal	F9(M8)
Max. Discharge Current	1850A (5 sec)
Design Life	12 years (Float charging)
Recommended Maximum Charging Current	55.5 A
Reference Capacity	C3 143.1AH C5 161.5AH C10 185.0AH C20 196.0AH
Standby Use Voltage	13.6 V~13.8 V @ 25°C Temperature Compensation: -3mV/°C/Cell
Cycle Use Voltage	14.6 V~14.8 V @ 25°C Temperature Compensation: -4mV/°C/Cell
Operating Temperature Range	Discharge: -20°C~60°C Charge: 0°C~50°C Storage: -20°C~60°C
Normal Operating Temperature Range	25°C ±5°C
Self Discharge	RITAR Valve Regulated Lead Acid (VRLA) batteries can be stored for up to 6 months at 25°C and then recharging is recommended. Monthly Self-discharge ratio is less than 3% at 25°C. Please charged batteries before using.
Container Material	A.B.S. UL94-HB, UL94-V0 Optional.



FT (Front Terminal) Series is specially designed for telecom use with 12 years design life in float service. By adopting a new AGM separator and centralized venting system, the battery can be installed in any position while maintaining high reliability. The dimensions of the FT series are designed for 19" and 23" cabinet installation. It is suitable for telecom EPS/UPS applications.



## Dimensions



Length	560±2mm (22.1 inches)
Width	125±2mm (4.92 inches)
Height	316±2mm (12.4 inches)
Total Height	316±2mm (12.4 inches)
Terminal	Value
M5	6~7 N*m
M6	8~10 N*m
M8	10~12 N*m

F9 Terminal

Unit: mm

### Constant Current Discharge Characteristics : A (25°C)

F.V/Time	15MIN	30MIN	1HR	2HR	3HR	4HR	5HR	8HR	10HR	20HR
1.60V	328.8	202.5	114.2	67.3	52.2	41.0	34.9	23.5	19.5	10.2
1.65V	314.3	194.4	110.2	65.2	50.6	39.9	34.0	23.2	19.3	10.0
1.70V	294.4	185.8	106.7	63.0	49.2	38.8	33.1	22.8	19.0	9.93
1.75V	274.0	177.6	102.8	60.8	47.7	37.8	32.3	22.5	18.7	9.80
1.80V	253.0	169.8	98.8	58.7	46.3	36.7	31.4	22.1	18.5	9.71
1.85V	209.9	146.2	88.6	53.8	42.8	34.1	29.3	20.8	17.4	9.22

### Constant Power Discharge Characteristics : WPC (25°C)

F.V/Time	15MIN	30MIN	1HR	2HR	3HR	4HR	5HR	8HR	10HR	20HR
1.60V	574.8	367.8	214.5	127.6	99.7	78.7	67.3	45.8	38.4	20.1
1.65V	557.7	356.8	208.4	124.2	97.0	76.9	65.8	45.4	38.0	19.8
1.70V	530.1	344.5	202.9	120.7	94.8	75.1	64.3	44.8	37.4	19.6
1.75V	500.5	332.6	196.6	117.1	92.3	73.4	62.9	44.3	37.0	19.4
1.80V	468.7	321.2	190.2	113.4	89.8	71.6	61.5	43.6	36.6	19.2
1.85V	394.4	279.4	171.6	104.5	83.4	66.8	57.5	41.0	34.5	18.3

(Note) The above characteristics data are average values obtained within three charge/discharge cycle not the minimum values. The battery must be fully charged before the capacity test. The C<sub>10</sub> should reach 95% after the first cycle and 100% after the third cycle.

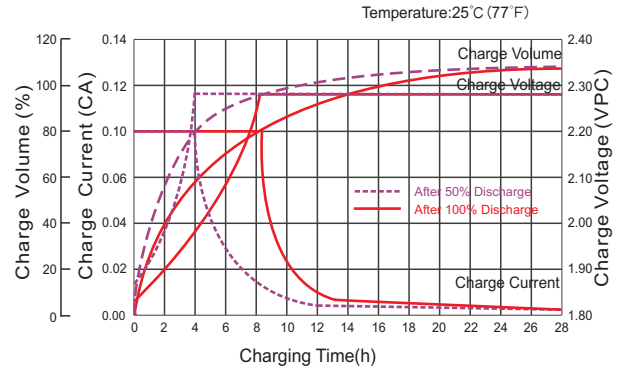
# FT12-185L (12V185Ah)



## Discharge Characteristics Curve



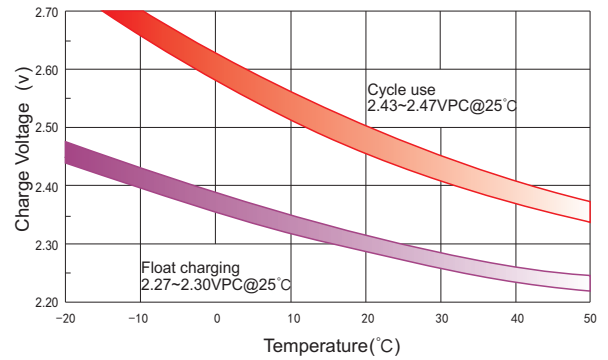
## Charge Characteristic Curve For Standby Use



## Cycle Life In Relation To Depth Of Discharge



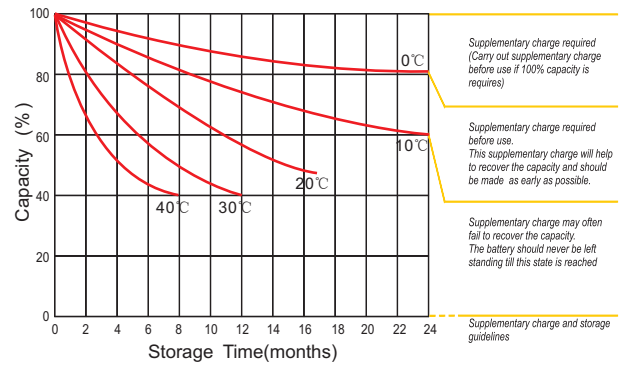
## Relationship Between Charging Voltage And Temperature



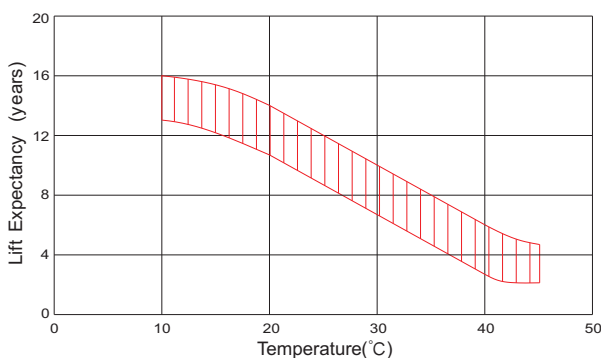
## Temperature Effects On Capacity



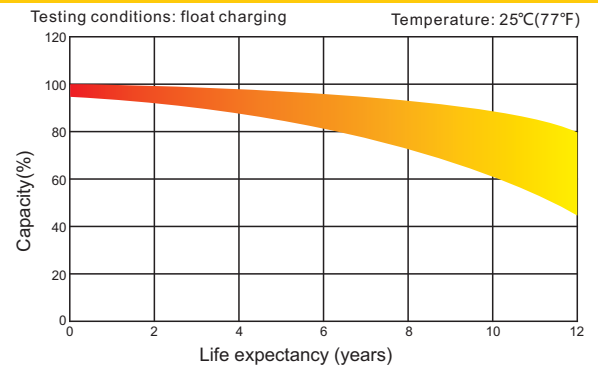
## Storage Characteristics



## Effect Of Temperature On Long Term Life



## Life Characteristics Of Standby Use



(Note) All above information shall be changed without prior notice, Ritar reserves the right to explain and update the latest information.