FT12-160(12V160Ah)

Specification

Cells Per Unit	6
Voltage Per Unit	12
Nominal Capacity	160Ah@10hr-rate to 1.80V per cell @25˚C
Weight	Approx. 47.0 Kg (Tolerance±3%)
Internal Resistance	Approx. 4.8 mΩ
Terminal	F14(M8)
Max. Discharge Current	1600A (5 sec)
Design Life	12 years (Float charging)
Recommended Maximum Charging Current	48.0 A
Reference Capacity	C3 123.9AH C5 139.5AH C10 160.0AH C20 169.6AH
Standby Use Voltage	13.6 V~13.8 V @ 25˚C Temperature Compensation: -3mV/˚C/Cell
Cycle Use Voltage	14.6 V~14.8 V @ 25˚C Temperature Compensation: -4mV/˚C/Cell
Operating Temperature Range	Discharge: -20˚C~60˚C Charge: 0˚C~50˚C Storage: -20˚C~60˚C
Normal Operating Temperature Range	25˚C±5˚C
Self Discharge	RITAR Valve Regulated Lead Acid (VRLA) batteries can be stored for up to 6 months at 25˚C and then recharging is recommended. Monthly Self-discharge ratio is less than 3% at 25˚C.Please charged batteries before using.
Container Material	A.B.S. UL94-HB, UL94-V0 Optional.

FT (Front Terminal) Series is specially designed for telecom use with 12 years design life in float service. By adopting a new AGM separator and centralized venting system, the battery can be installed in any position while maintaining high reliability. The dimensions of the FT series are designed for 19" and 23" cabinet installation. It is suitable for telecom EPS/EPS, applications.

ISO 9001 ISO 14001 OHSAS 18001

MH 28539

Dimensions

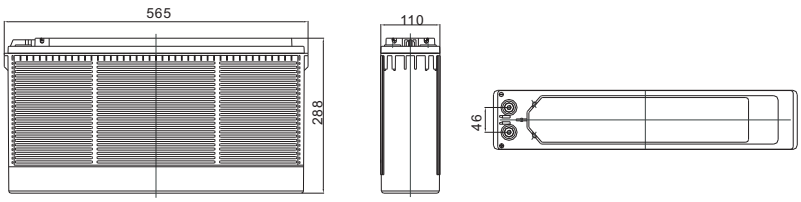

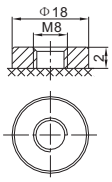

F14 Terminal

Length	565±2mm (22.2 inches)
Width	110±2mm (4.33 inches)
Height	288±2mm (11.3 inches)
Total Height	288±2mm (11.3 inches)
Terminal	Value
M5	6~7 N*m
M6	8~10 N*m
M8	10~12 N*m

Unit: mm

Constant Current Discharge Characteristics : A (25˚C)

F.V/Time	15MIN	30MIN	1HR	2HR	3HR	4HR	5HR	8HR	10HR	20HR
1.60V	270.5	170.0	97.8	58.2	45.1	35.5	30.2	20.3	16.9	8.83
1.65V	258.7	163.2	94.4	56.4	43.7	34.5	29.4	20.1	16.7	8.69
1.70V	242.3	156.0	91.3	54.5	42.5	33.6	28.6	19.7	16.4	8.58
1.75V	225.4	149.1	88.0	52.6	41.3	32.7	27.9	19.5	16.2	8.48
1.80V	208.2	142.5	84.6	50.7	40.0	31.8	27.2	19.1	16.0	8.40
1.85V	172.7	122.7	75.9	46.5	36.98	29.5	25.4	18.0	15.1	7.97

Constant Power Discharge Characteristics : WPC (25˚C)

F.V/Time	15MIN	30MIN	1HR	2HR	3HR	4HR	5HR	8HR	10HR	20HR
1.60V	473.0	308.8	183.7	110.4	86.2	68.1	58.2	39.6	33.2	17.4
1.65V	458.9	299.5	178.4	107.4	83.9	66.5	56.9	39.3	32.8	17.1
1.70V	436.2	289.2	173.7	104.4	82.0	64.9	55.6	38.7	32.4	16.9
1.75V	411.8	279.2	168.4	101.2	79.9	63.5	54.4	38.3	32.0	16.8
1.80V	385.7	269.6	162.9	98.1	77.7	61.9	53.2	37.7	31.6	16.6
1.85V	324.6	234.5	147.0	90.4	72.14	57.8	49.8	35.5	29.8	15.8

(Note) The above characteristics data are average values obtained within three charge/discharge cycle not the minimum values.
The battery must be fully charged before the capacity test. The C_{10} should reach 95% after the first cycle and 100% after the third cycle.

FT12-160(12V160Ah)

RITAR®

Discharge Characteristics Curve

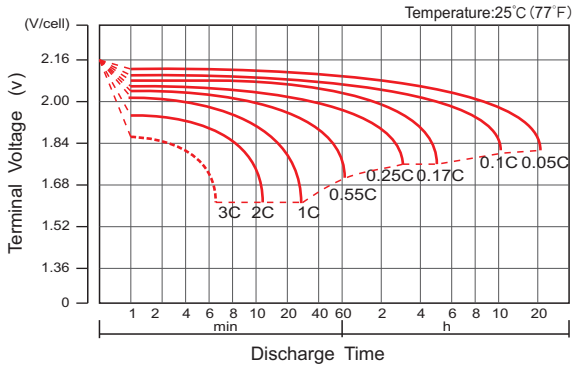

Charge Characteristic Curve For Standby Use

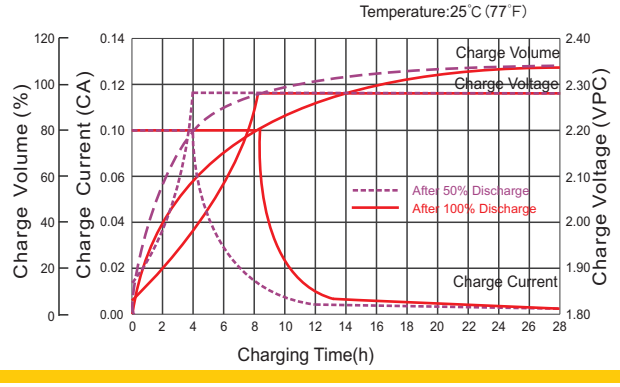

Cycle Life In Relation To Depth Of Discharge

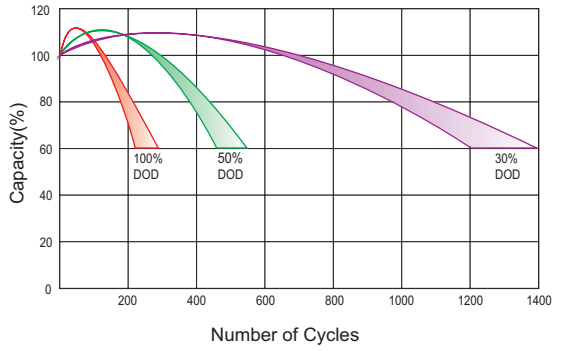

Relationship Between Charging Voltage And Temperature

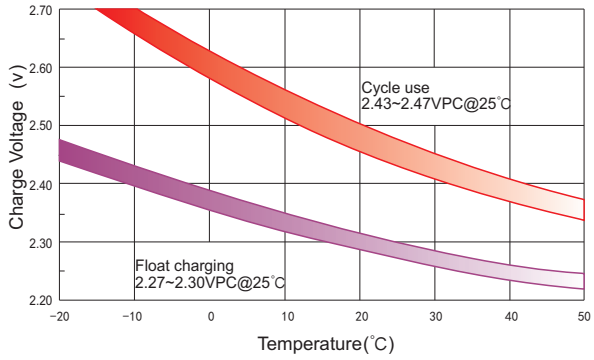

Temperature Effects On Capacity

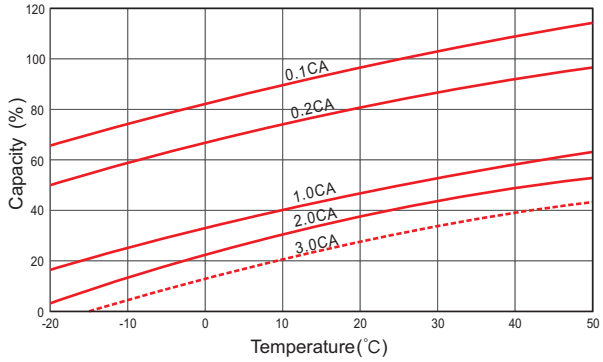

Storage Characteristics

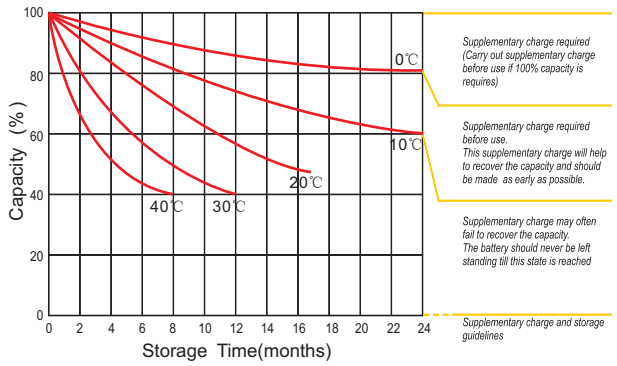

Effect Of Temperature On Long Term Life

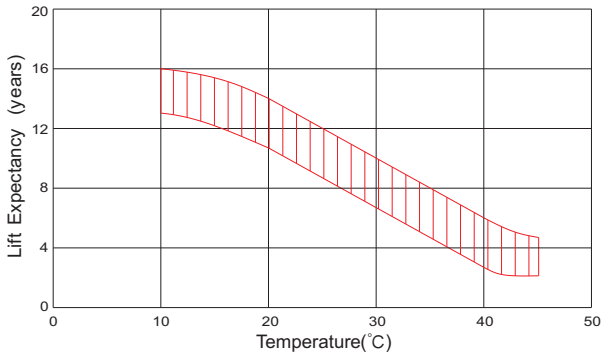

Life Characteristics Of Standby Use

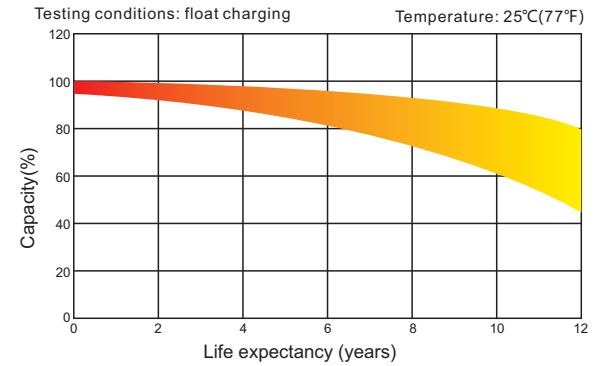

(Note) All above information shall be changed without prior notice, Ritar reserves the right to explain and update the latest information.

HENGYANG RITAR POWER CO.,LTD.

URL: www.ritarpower.com

Add: No.1 Huagong Road, Songmu Industrial Park, Shigu District, Hengyang, Hunan, China 421001

Tel: +86-734-8595528 Fax: +86-734-8595518 E-mail: sales@ritarpower.com

Version 20A-0