

DG2-1500(2V1500Ah)



Specification

Cells Per Unit	1
Voltage Per Unit	2
Capacity	1500Ah@10hr-rate to 1.80V per cell @25°C
Weight	Approx. 91.0 Kg (Tolerance ±3.0%)
Internal Resistance	Approx. 0.52 mΩ
Terminal	F10(M8)
Max. Discharge Current	6000A (5 sec)
Design Life	20 years (floating charge)
Maximum Charging Current	300.0 A
Reference Capacity	C3 1170.0AH C5 1297.5AH C10 1500.0AH C20 1590.0AH
Float Charging Voltage	2.27 V~2.30 V @ 25°C Temperature Compensation: -3mV/°C/Cell
Cycle Use Voltage	2.37 V~2.40 V @ 25°C Temperature Compensation: -4mV/°C/Cell
Operating Temperature Range	Discharge: -40°C~60°C Charge: -20°C~50°C Storage: -40°C~60°C
Normal Operating Temperature Range	25°C ±5°C
Self Discharge	RITAR Valve Regulated Lead Acid (VRLA) batteries can be stored for up to 6 months at 25°C and then recharging is recommended. Monthly Self-discharge ratio is less than 2% at 20°C. Please charged batteries before using.
Container Material	A.B.S. UL94-HB, UL94-V0 Optional.



DG (Deep Cycle GEL) series is pure GEL battery with 20 years floating design life, it is ideal for standby or frequent cyclic discharge applications under extreme environments. By using strong grids, high purity lead and patented GEL electrolyte, the DG series offers excellent recovery capability after deep discharge under frequent cyclic discharge use, and it can offers 2 times cyclic life than the standard series. It is suitable for solar & wind system, marine, deep discharge UPS etc.



ISO 9001



ISO 14001



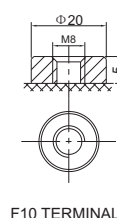
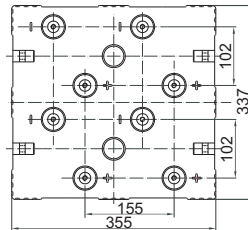
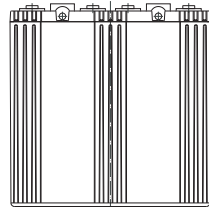
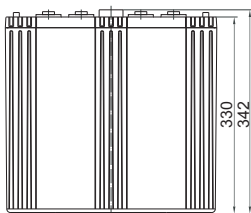
OHSAS 18001



MH 28539



Dimensions



F10 TERMINAL

Length	355±2mm (14.0 inches)
Width	337±2mm (13.3 inches)
Height	330±2mm (13.0 inches)
Total Height	342±2mm (13.5 inches)
Terminal	Value
M5	6~7 N*m
M6	8~10 N*m
M8	10~12 N*m

Unit: mm

Constant Current Discharge Characteristics : A(25°C)

F.V/Time	30MIN	1HR	2HR	3HR	4HR	5HR	6HR	8HR	10HR	20HR
1.60V	1467	981.0	601.5	439.5	337.5	270.0	244.5	199.5	156.0	84.0
1.65V	1409	969.0	580.5	421.5	330.0	267.0	238.5	190.5	154.5	82.5
1.70V	1328	951.0	571.5	411.0	322.5	262.5	232.5	187.5	153.0	81.0
1.75V	1194	874.5	540.0	390.0	312.0	259.5	220.5	181.5	151.5	79.5
1.80V	1088	825.0	514.5	375.0	300.0	255.0	217.5	178.5	150.0	78.0
1.85V	979.5	762.0	486.0	357.0	292.5	240.0	205.5	169.5	145.5	73.5

Constant Power Discharge Characteristics : WPC(25°C)

F.V/Time	30MIN	1HR	2HR	3HR	4HR	5HR	6HR	8HR	10HR	20HR
1.60V	2673	1827	1127	819.0	594.0	535.5	471.0	379.5	310.5	168.0
1.65V	2658	1817	1110	802.5	585.0	531.0	465.0	376.5	307.5	165.0
1.70V	2516	1799	1094	790.5	583.5	525.0	454.5	370.5	306.0	162.0
1.75V	2268	1688	1037	762.0	553.5	517.5	432.0	358.5	303.0	159.0
1.80V	2069	1605	988.5	730.5	552.0	508.5	426.0	352.5	300.0	156.0
1.85V	1865	1488	936.0	696.0	511.5	480.0	403.5	334.5	291.0	147.0

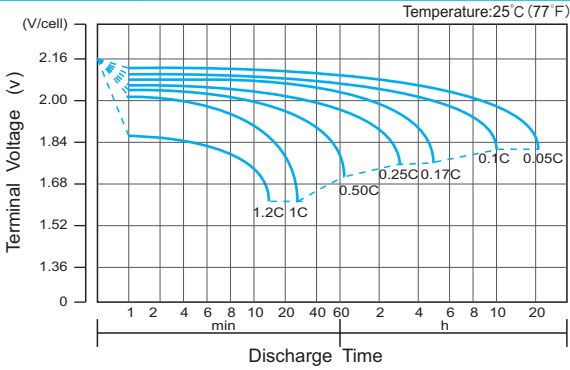
(Note) The above characteristics data are average values obtained within three charge/discharge cycle not the minimum values.

The battery must be fully charged before the capacity test. The C₁₀ should reach 95% after the first cycle and 100% after the third cycle.

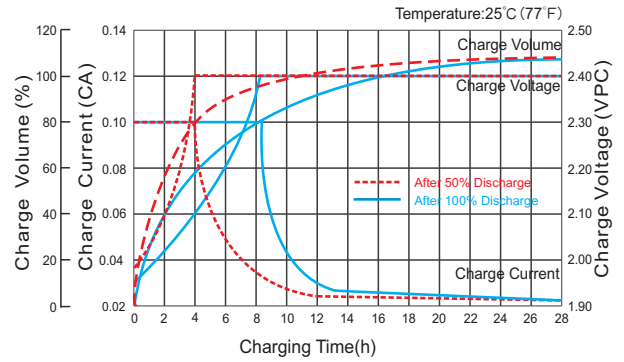
DG2-1500(2V1500Ah)



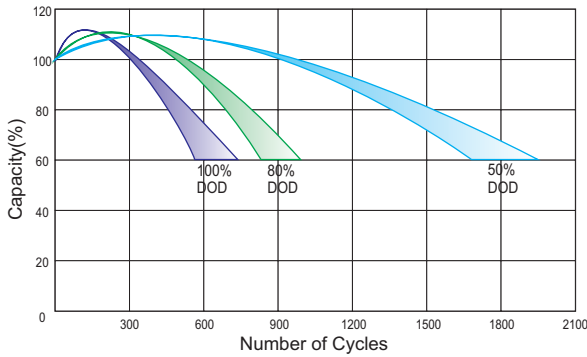
Discharge Characteristics Curve



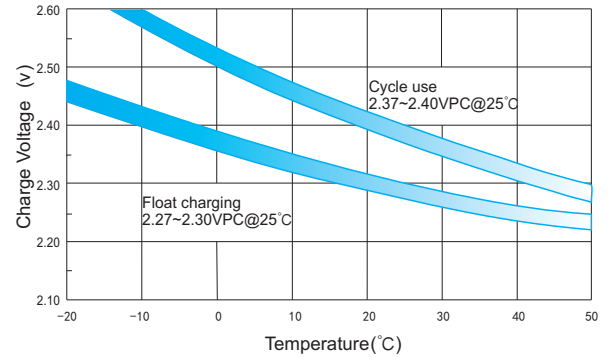
Charge Characteristic Curve for Cycle Use(IU)



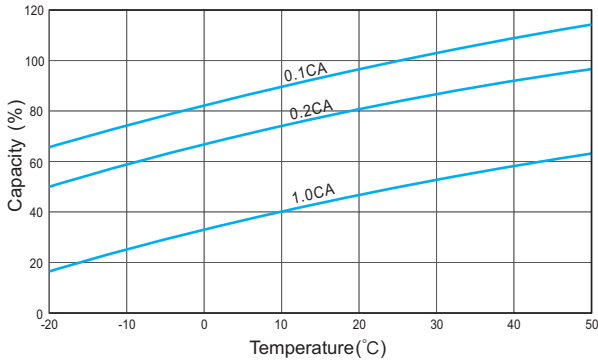
Cycle Life in Relation to Depth of Discharge



Relationship Between Charging Voltage and Temperature



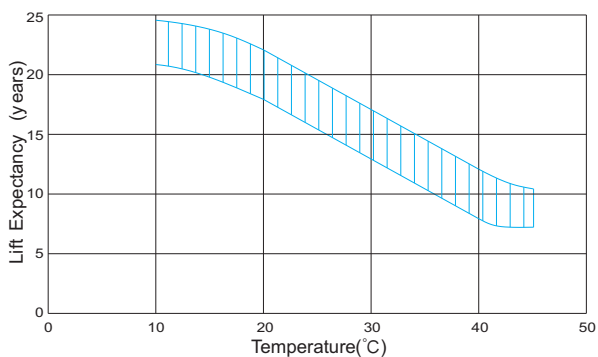
Temperature Effects on Capacity



Storage Characteristics



Effect of Temperature on Long Term Life



Relationship of OCV And State of Charge(20°C)



(Note) All above information shall be changed without prior notice, Ritar reserves the right to explain and update the latest information.