

DG12-145(12V145Ah)



Specification



DG (Deep Cycle GEL) series is pure GEL battery with 15 years floating design life , it is ideal for standby or frequent cyclic discharge applications under extreme environments. By using strong grids, high purity lead and patented GEL electrolyte, the DG series offers excellent recovery capability after deep discharge under frequent cyclic discharge use, and it can offers 2 times cyclic life than the standard series. It is suitable for solar & wind system, marine, deep discharge UPS etc.



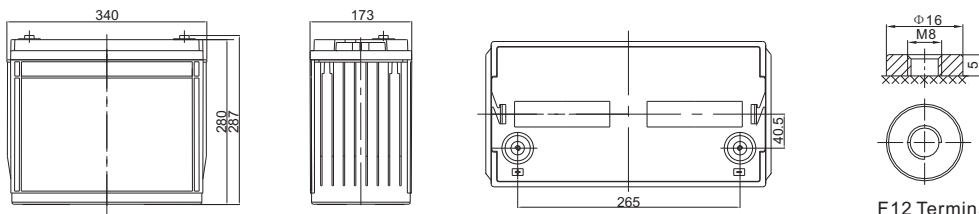
ISO 9001 ISO 14001 OHSAS 18001



MH 28539

Cells Per Unit	6
Voltage Per Unit	12
Capacity	145Ah@20hr-rate to 1.75V per cell @25°C
Weight	Approx. 41.5 Kg (Tolerance ±3.0%)
Internal Resistance	Approx. 6.0 mΩ
Terminal	F12(M8)/F5(M8)
Max. Discharge Current	1450A (5 sec)
Design Life	15 years (floating charge)
Max. Charging Current	29.0 A
Reference Capacity	C3 99.0AH C5 111.5AH C10 128.0AH C20 145.0AH
Float Charging Voltage	13.6 V~13.8 V @ 25°C Temperature Compensation: -3mV/°C/Cell
Cycle Use Voltage	14.2 V~14.4 V @ 25°C Temperature Compensation: -4mV/°C/Cell
Operating Temperature Range	Discharge: -40°C~60°C Charge: -20°C~50°C Storage: -40°C~60°C
Normal Operating Temperature Range	25°C ±5°C
Self Discharge	RITAR Valve Regulated Lead Acid (VRLA) batteries can be stored for up to 6 months at 25°C, and then recharging is recommended. Monthly Self-discharge ratio is less than 2% at 20°C. Please charged batteries before using.
Container Material	A.B.S. UL94-HB, UL94-V0 Optional.

Dimensions



F 12 Terminal

Length	340±2mm (13.4 inches)
Width	173±2mm (6.81 inches)
Height	280±2mm (11.0 inches)
Total Height	287±2mm (11.3 inches)
Terminal	Value
M5	6~7 N*m
M6	8~10 N*m
M8	10~12 N*m

Unit: mm

Constant Current Discharge Characteristics : A(25°C)

F.V/Time	10MIN	15MIN	30MIN	1HR	2HR	3HR	4HR	5HR	8HR	10HR	20HR
1.60V	237.4	192.5	126.3	78.7	48.1	36.1	28.8	24.1	16.3	13.5	7.55
1.65V	224.3	184.1	121.3	76.0	46.6	35.0	28.0	23.5	16.1	13.3	7.43
1.70V	206.5	172.4	115.9	73.6	45.0	34.0	27.2	22.9	15.9	13.1	7.34
1.75V	189.0	160.4	110.8	70.9	43.5	33.0	26.5	22.3	15.7	12.9	7.25
1.80V	171.1	148.1	105.9	68.2	41.9	32.0	25.8	21.8	15.4	12.8	7.18
1.85V	139.9	122.9	91.2	61.1	38.4	29.6	24.0	20.3	14.5	12.0	6.81

Constant Power Discharge Characteristics : WPC(25°C)

F.V/Time	10MIN	15MIN	30MIN	1HR	2HR	3HR	4HR	5HR	8HR	10HR	20HR
1.60V	458.6	382.5	260.7	168.1	103.6	78.3	62.8	52.9	36.2	30.1	16.9
1.65V	436.3	367.6	252.5	163.6	100.8	76.4	61.3	51.7	35.8	29.7	16.7
1.70V	414.1	352.7	244.2	159.0	98.0	74.4	59.9	50.5	35.4	29.3	16.5
1.75V	385.9	333.0	235.8	154.1	95.0	72.5	58.6	49.4	35.0	29.0	16.3
1.80V	355.4	311.9	227.6	149.1	92.1	70.6	57.1	48.3	34.5	28.7	16.1
1.85V	295.6	262.5	198.0	134.5	84.8	65.5	53.3	45.2	32.4	27.0	15.3

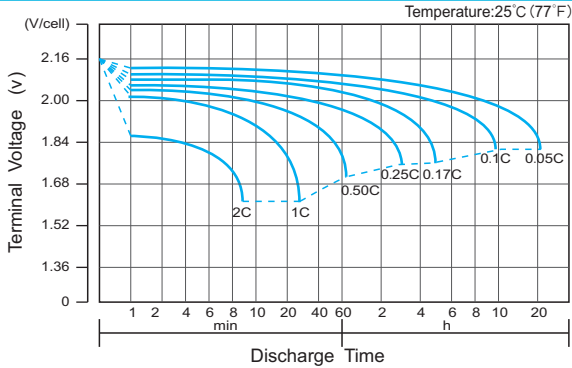
(Note) The above characteristics data are average values obtained within three charge/discharge cycle not the minimum values.

The battery must be fully charged before the capacity test. The C₂₀ should reach 95% after the first cycle and 100% after the third cycle.

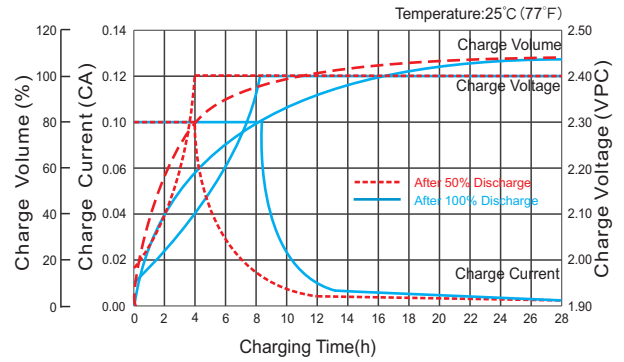
DG12-145(12V145Ah)



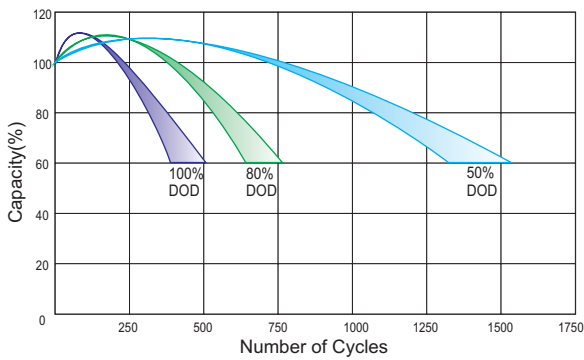
Discharge Characteristics Curve



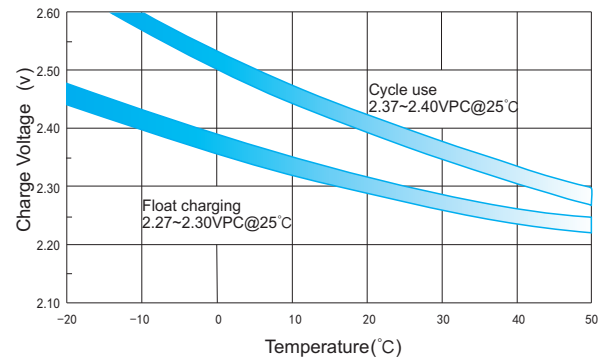
Charge Characteristic Curve for Cycle Use(IU)



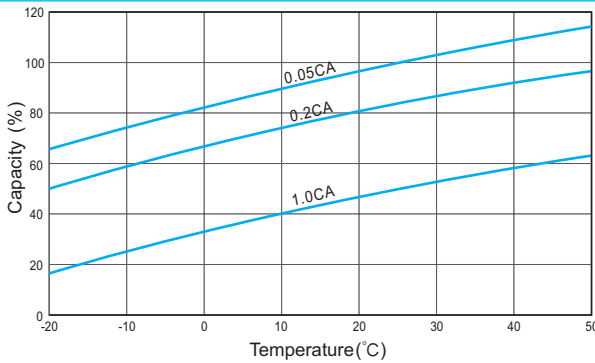
Cycle Life in Relation to Depth of Discharge



Relationship Between Charging Voltage and Temperature



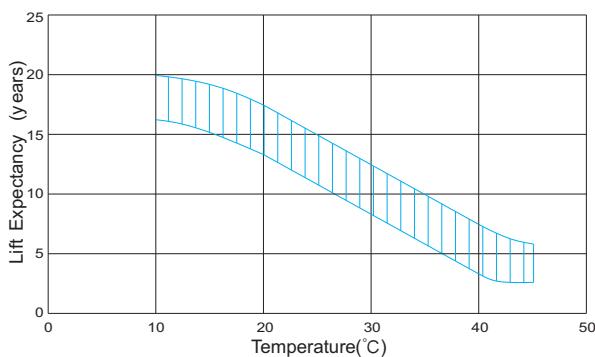
Temperature Effects on Capacity



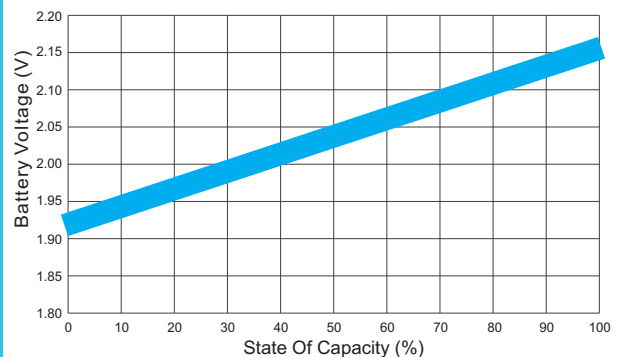
Storage Characteristics



Effect of Temperature on Long Term Life



Relationship of OCV And State of Charge(20°C)



(Note) All above information shall be changed without prior notice, Ritar reserves the right to explain and update the latest information.