

DC6-225(6V225Ah)



Specification

Cells Per Unit	3
Voltage Per Unit	6
Capacity	225Ah@20hr-rate to 1.75V per cell @25°C
Weight	Approx. 32.0 Kg (Tolerance ±3.0%)
Internal Resistance	Approx. 2.0 mΩ
Terminal	F16(M8)/F14 (M8)
Max. Discharge Current	2250A (5 sec)
Design Life	12 years (floating charge)
Max. Charging Current	67.5 A
Reference Capacity	C3 172.0AH C5 193.8AH C10 214.3AH C20 225.0AH
Float Charging Voltage	6.80 V~6.90 V @ 25°C Temperature Compensation: -3mV/°C/Cell
Cycle Use Voltage	7.30 V~7.40 V @ 25°C Temperature Compensation: -4mV/°C/Cell
Operating Temperature Range	Discharge: -20°C~60°C Charge: 0°C~50°C Storage: -20°C~60°C
Normal Operating Temperature Range	25°C ±5°C
Self Discharge	RITAR Valve Regulated Lead Acid (VRLA) batteries can be stored for up to 6 months at 25°C and then recharging is recommended. Monthly Self-discharge ratio is less than 3% at 25°C. Please charged batteries before using.
Container Material	A.B.S. UL94-HB, UL94-V0 Optional.



DC (Deep Cycle) series batteries provide superior high integrity and reliability. It is specially designed for frequent cyclic charge and discharging. By using strong grids, thick plate and specially active material are designed for repeated deep-discharge applications. The DC series batteries offer 30% more cyclic life than the standby series. It is suitable for solar and wind renewable energy storage, mobility and medical equipment and cable TV etc.



ISO 9001



ISO 14001



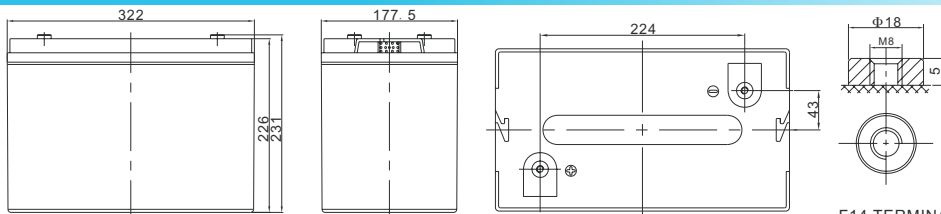
OHSAS 18001



MH 28539



Dimensions



F14 TERMINAL

Length	322±2mm (12.7 inches)
Width	177.5±2mm (6.99 inches)
Height	226±2mm (8.90 inches)
Total Height	231±2mm (9.09 inches)
Terminal	Value
M5	6-7 N·m
M6	8-10 N·m
M8	10-12 N·m

Unit: mm

Constant Current Discharge Characteristics : A(25°C)

F.V/Time	15MIN	30MIN	1HR	2HR	3HR	4HR	5HR	8HR	10HR	20HR
1.60V	394.5	242.6	136.7	81.38	63.39	49.73	42.30	27.13	22.50	11.66
1.65V	368.9	229.8	132.0	78.65	61.44	48.24	40.97	26.92	22.29	11.60
1.70V	347.0	217.9	127.8	76.56	58.85	46.75	39.86	26.49	21.86	11.45
1.75V	325.0	209.3	123.8	73.62	57.33	45.48	38.75	26.06	21.64	11.25
1.80V	297.6	201.6	118.3	71.10	56.25	44.41	38.25	25.63	21.43	11.14
1.85V	246.2	170.9	105.6	65.02	52.36	41.65	35.21	24.14	20.14	11.04

Constant Power Discharge Characteristics : WPC(25°C)

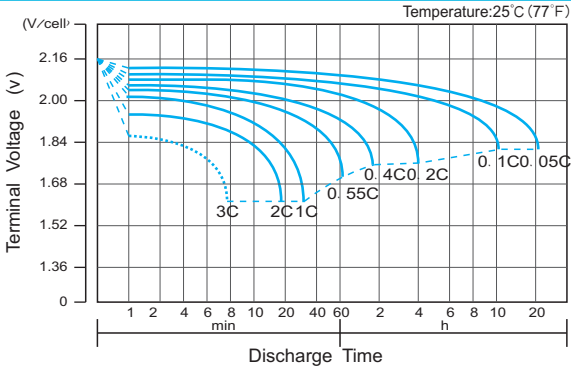
F.V/Time	15MIN	30MIN	1HR	2HR	3HR	4HR	5HR	8HR	10HR	20HR
1.60V	688.2	440.8	256.5	153.9	120.4	95.84	80.06	52.87	44.13	23.28
1.65V	669.1	430.5	252.2	149.7	117.4	93.50	77.90	52.45	43.70	23.07
1.70V	633.3	409.7	244.8	146.0	112.9	90.53	75.95	51.81	42.85	22.86
1.75V	597.8	395.4	238.0	140.8	110.1	88.40	74.22	50.97	42.43	22.45
1.80V	552.6	382.6	228.3	137.6	109.5	86.70	73.22	50.12	42.00	22.24
1.85V	464.3	328.1	205.0	126.7	102.1	81.60	67.73	47.37	39.67	22.03

(Note) The above characteristics data are average values obtained within three charge/discharge cycle not the minimum values. The battery must be fully charged before the capacity test. The C₂₀ should reach 95% after the first cycle and 100% after the third cycle.

DC6-225(6V225Ah)



Discharge Characteristics Curve



Charge Characteristic Curve for Cycle Use(IU)



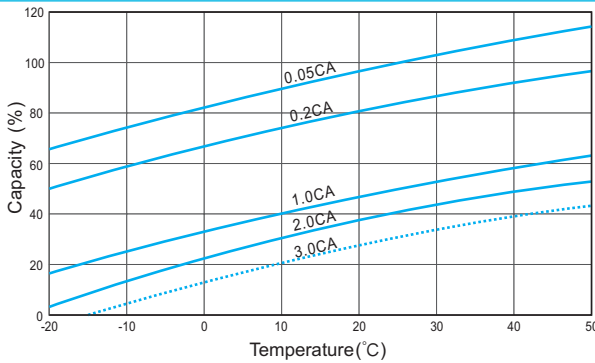
Cycle Life in Relation to Depth of Discharge



Relationship Between Charging Voltage and Temperature



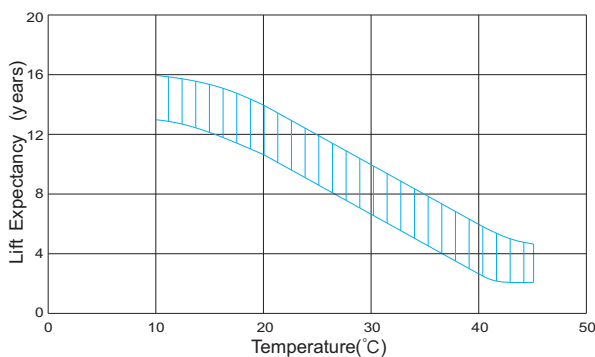
Temperature Effects on Capacity



Storage Characteristics



Effect of Temperature on Long Term Life



Relationship of OCV And State of Charge(20°C)



(Note) All above information shall be changed without prior notice, Ritar reserves the right to explain and update the latest information.