

DC2-300 (2V300Ah)



Specification

Cells Per Unit	1
Voltage Per Unit	2
Capacity	300Ah@10hr-rate to 1.80V per cell @25°C
Weight	Approx. 18.3 Kg (Tolerance ±3%)
Internal Resistance	Approx. 0.75 mΩ
Terminal	F10(M8)
Max. Discharge Current	1500A (5 sec)
Design Life	20 years (floating charge)
Max. Charging Current	60.0 A
Reference Capacity	C1 183.3Ah C3 232.2Ah C5 261.8Ah C10 300.0Ah
Float Charging Voltage	2.27 V~2.30 V @ 25°C Temperature Compensation: -3mV/°C/Cell
Cycle Use Voltage	2.43 V~2.47 V @ 25°C Temperature Compensation: -4mV/°C/Cell
Operating Temperature Range	Discharge: -20°C~60°C Charge: 0°C~50°C Storage: -20°C~60°C
Normal Operating Temperature Range	25°C ±5°C
Self Discharge	RITAR Valve Regulated Lead Acid (VRLA) batteries can be stored for up to 6 months at 25°C and then recharging is recommended. Monthly Self-discharge ratio is less than 3% at 25°C. Please charged batteries before using.
Container Material	A.B.S. UL94-HB, UL94-V0 Optional.



DC (Deep Cycle) series batteries provide superior high integrity and reliability. It is specially designed for frequent cyclic charge and discharge. By using strong grids, thick plate and specially active material are designed for repeated deep-discharge applications. The DC series batteries offer 30% more cyclic life than the standby series. It is suitable for solar and wind renewable energy storage, mobility and medical equipment, V, telecom, broadband and cable TV, UPS systems etc.



ISO 9001



ISO 14001



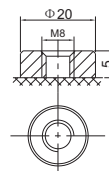
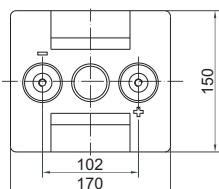

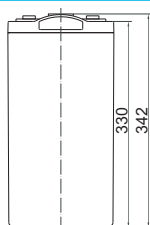
OHSAS 18001



MH 28539



Dimensions



F10 TERMINAL

Length	170±2mm (6.69 inches)
Width	150±2mm (5.91 inches)
Height	330±2mm (13.0 inches)
Total Height	342±2mm (13.5 inches)
Terminal	Value
M5	6~7 N*m
M6	8~10 N*m
M8	10~12 N*m

Unit: mm

Constant Current Discharge Characteristics : A(25°C)

F.V/Time	15MIN	30MIN	1HR	2HR	3HR	4HR	5HR	8HR	10HR
1.60V	461.5	293.1	183.3	112.9	84.61	68.11	56.60	38.04	31.65
1.65V	432.4	281.4	177.0	109.3	82.00	66.27	55.13	37.61	31.26
1.70V	405.0	269.0	171.3	105.7	79.78	64.47	53.70	37.03	30.79
1.75V	376.8	257.1	165.0	102.0	77.39	62.82	52.35	36.52	30.39
1.80V	348.0	245.7	158.7	98.33	75.00	61.01	51.00	35.89	30.00
1.85V	288.7	211.6	142.3	90.10	69.33	56.71	47.56	33.70	28.24

Constant Power Discharge Characteristics : WPC(25°C)

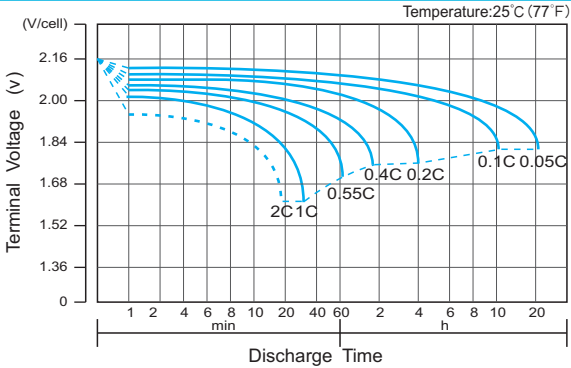
F.V/Time	15MIN	30MIN	1HR	2HR	3HR	4HR	5HR	8HR	10HR
1.60V	806.7	532.4	344.5	213.9	161.6	130.8	109.1	74.29	62.21
1.65V	767.0	516.5	334.6	208.1	157.3	127.7	106.7	73.61	61.54
1.70V	729.2	498.6	325.7	202.4	153.7	124.7	104.3	72.63	60.69
1.75V	688.4	481.5	315.7	196.2	149.7	122.0	102.0	71.77	59.97
1.80V	644.6	464.8	305.4	190.1	145.7	118.9	99.70	70.71	59.28
1.85V	542.5	404.3	275.6	175.2	135.3	110.9	93.28	66.54	55.89

(Note) The above characteristics data are average values obtained within three charge/discharge cycle not the minimum values. The battery must be fully charged before the capacity test. The C₁₀ should reach 95% after the first cycle and 100% after the third cycle.

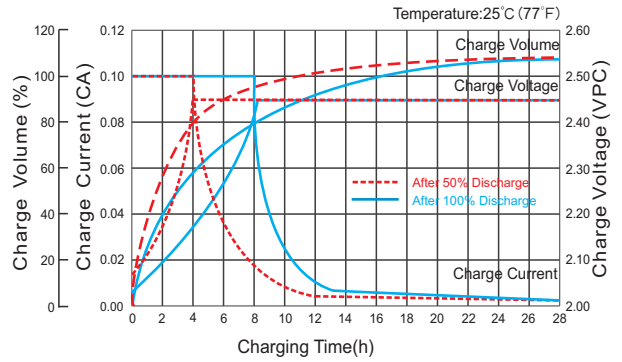
DC2-300(2V300Ah)



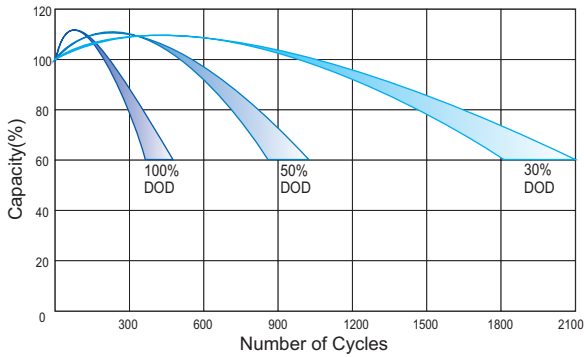
Discharge Characteristics Curve



Charge Characteristic Curve for Cycle Use(IU)



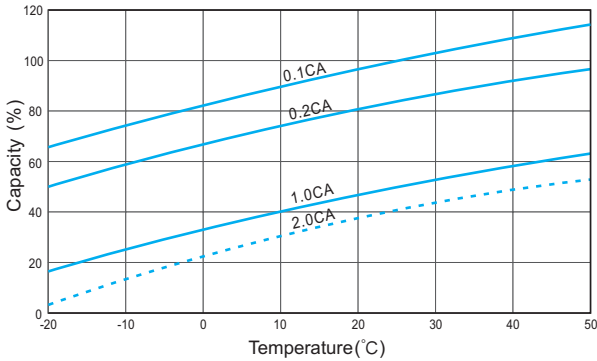
Cycle Life in Relation to Depth of Discharge



Relationship Between Charging Voltage and Temperature



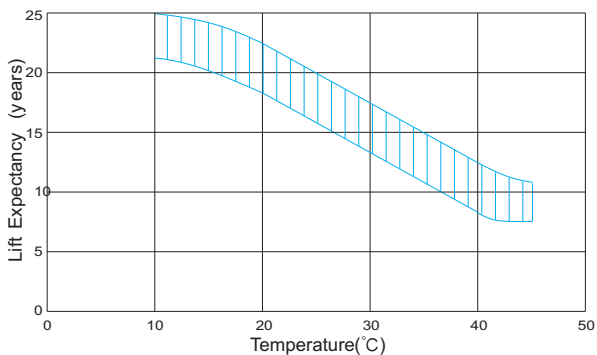
Temperature Effects on Capacity



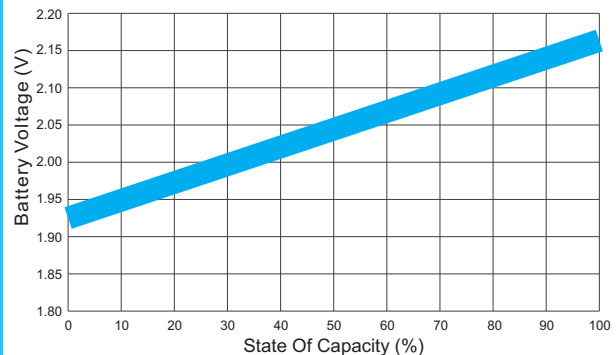
Storage Characteristics



Effect of Temperature on Long Term Life



Relationship of OCV And State of Charge(20°C)



(Note) All above information shall be changed without prior notice, Ritar reserves the right to explain and update the latest information.