

DC2-1000 (2V1000Ah)



Specification



DC (Deep Cycle) series batteries provide superior high integrity and reliability. It is specially designed for frequent cyclic charge and discharge. By using strong grids, thick plate and specially active material are designed for repeated deep-discharge applications. The DC series batteries offer 30% more cyclic life than the standby series. It is suitable for solar and wind renewable energy storage, mobility and medical equipment, V, telecom, broadband and cable TV, UPS systems etc.



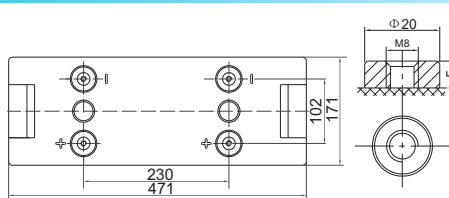

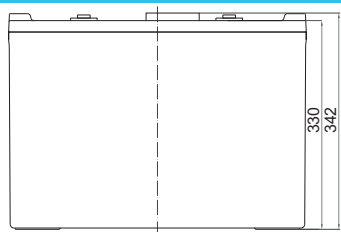
ISO 9001 ISO 14001 OHSAS 18001



MH 28539

Cells Per Unit	1
Voltage Per Unit	2
Capacity	1000Ah@10hr-rate to 1.80V per cell @25°C
Weight	Approx. 58.5 Kg (Tolerance ±3%)
Internal Resistance	Approx. 0.55 mΩ
Terminal	F10(M8)
Max. Discharge Current	4000A (5 sec)
Design Life	20 years (floating charge)
Max. Charging Current	200.0 A
Reference Capacity	C1 611.0Ah C3 774.0Ah C5 872.5Ah C10 1000.0Ah
Float Charging Voltage	2.27 V~2.30 V @ 25°C Temperature Compensation: -3mV/°C/Cell
Cycle Use Voltage	2.43 V~2.47 V @ 25°C Temperature Compensation: -4mV/°C/Cell
Operating Temperature Range	Discharge: -20°C~60°C Charge: 0°C~50°C Storage: -20°C~60°C
Normal Operating Temperature Range	25°C ±5°C
Self Discharge	RITAR Valve Regulated Lead Acid (VRLA) batteries can be stored for up to 6 months at 25°C and then recharging is recommended. Monthly Self-discharge ratio is less than 3% at 25°C. Please charge batteries before using.
Container Material	A.B.S. UL94-HB, UL94-V0 Optional.

Dimensions



F10 TERMINAL

Length	471±2mm (18.5 inches)
Width	171±2mm (6.73 inches)
Height	330±2mm (13.0 inches)
Total Height	342±2mm (13.5 inches)
Terminal	Value
M5	6~7 N*m
M6	8~10 N*m
M8	10~12 N*m

Unit: mm

Constant Current Discharge Characteristics : A(25°C)

F.V/Time	15MIN	30MIN	1HR	2HR	3HR	4HR	5HR	8HR	10HR
1.60V	1461	957.5	611.0	376.3	282.0	227.0	188.7	126.8	105.5
1.65V	1369	919.2	590.0	364.3	273.3	220.9	183.8	125.4	104.2
1.70V	1282	878.6	570.9	352.3	265.9	214.9	179.0	123.4	102.6
1.75V	1193	839.8	550.0	339.9	258.0	209.4	174.5	121.7	101.3
1.80V	1102	802.6	529.0	327.8	250.0	203.4	170.0	119.6	100.0
1.85V	914.4	691.3	474.4	300.3	231.1	189.0	158.5	112.3	94.13

Constant Power Discharge Characteristics : WPC(25°C)

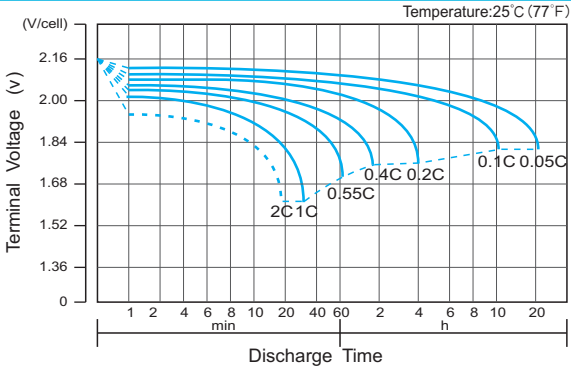
F.V/Time	15MIN	30MIN	1HR	2HR	3HR	4HR	5HR	8HR	10HR
1.60V	2555	1739.1	1148	713.1	538.7	435.9	363.7	247.6	207.4
1.65V	2429	1687.1	1115	693.7	524.3	425.7	355.5	245.4	205.1
1.70V	2309	1628.8	1086	674.6	512.3	415.7	347.5	242.1	202.3
1.75V	2180	1572.8	1052	654.0	499.1	406.6	339.9	239.2	199.9
1.80V	2041	1518.4	1018	633.8	485.6	396.3	332.3	235.7	197.6
1.85V	1718	1321	918.6	583.9	450.9	369.7	310.9	221.8	186.3

(Note) The above characteristics data are average values obtained within three charge/discharge cycle not the minimum values. The battery must be fully charged before the capacity test. The C₁₀ should reach 95% after the first cycle and 100% after the third cycle.

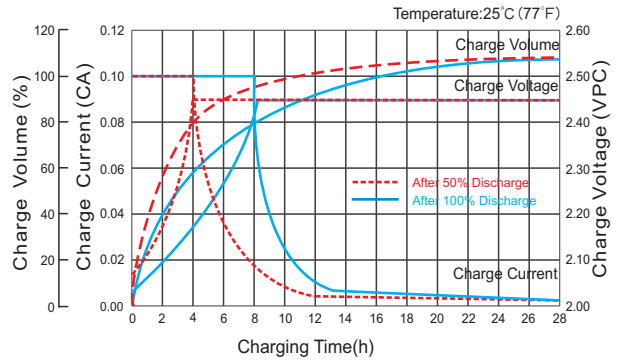
DC2-1000(2V1000Ah)



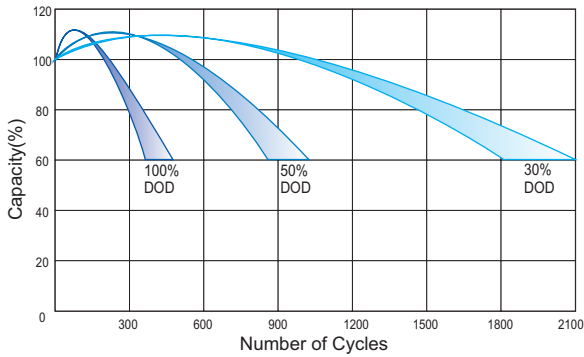
Discharge Characteristics Curve



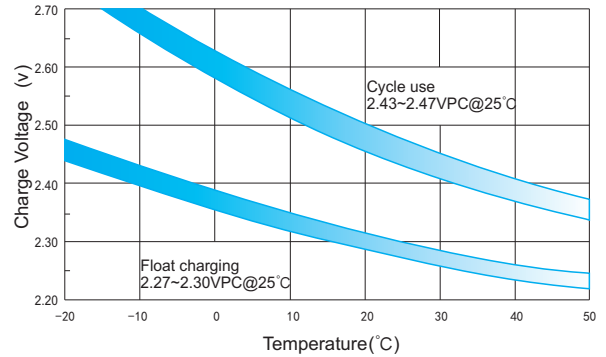
Charge Characteristic Curve for Cycle Use(IU)



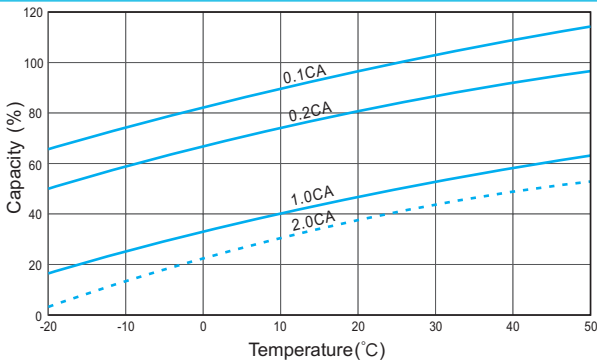
Cycle Life in Relation to Depth of Discharge



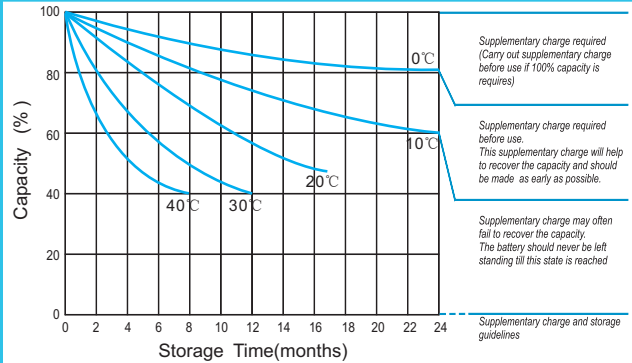
Relationship Between Charging Voltage and Temperature



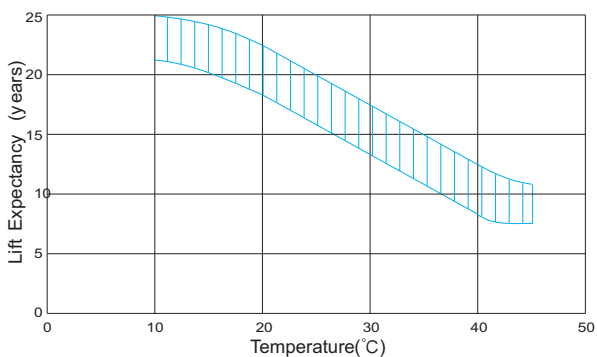
Temperature Effects on Capacity



Storage Characteristics



Effect of Temperature on Long Term Life



Relationship of OCV And State of Charge(20°C)



(Note) All above information shall be changed without prior notice, Ritar reserves the right to explain and update the latest information.