

RA12-170F (12V170Ah)

RA12-170F is a front terminal type battery specially designed for Telecom use with 10+ years design life. The adoption of centralized venting system makes sure the battery can be installed in any location, and guarantees high security and reliability.



Specification

Cells Per Unit	6
Voltage Per Unit	12
Capacity	170Ah@10hr-rate to 1.80V per cell @25°C
Weight	Approx.52Kg
Max. Discharge Current	1700 A (5 sec)
Internal Resistance	Approx. 4 mΩ
Operating Temperature Range	Discharge: -20°C~60°C Charge: 0°C~50°C Storage: -20°C~60°C
Normal Operating Temperature Range	25°C±5°C
Float charging Voltage	13.6 to 13.8 VDC/unit Average at 25°C
Recommended Maximum Charging Current Limit	51 A
Equalization and Cycle Service	14.6 to 14.8 VDC/unit Average at 25°C
Self Discharge	RITAR Valve Regulated Lead Acid (VRLA) batteries can be stored for more than 6 months at 25°C. Self-discharge ratio less than 3% per month at 25°C. Please charge batteries before using.
Terminal	Terminal F9
Container Material	A.B.S. (UL94-HB), Flammability resistance of UL94-V1 can be available upon request.



MH28539



G4M20206-0910-E-16

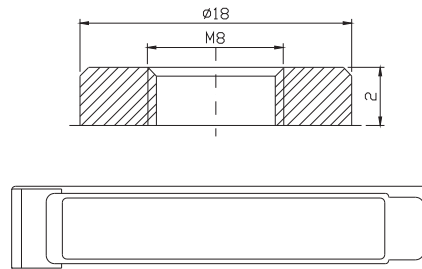
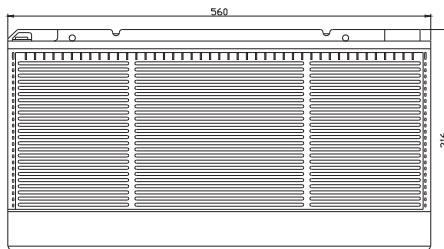


ISO9001:2000 Certificate

Dimensions

Unit: mm Dimension: 560(L)×125(W)×316(H)

Terminal F9



Constant Current Discharge Characteristics : A(25°C)

F.V/Time	5MIN	10MIN	15MIN	30MIN	1HR	2HR	3HR	4HR	5HR	8HR	10HR	20HR
9.60V	433.1	318.8	262.4	177.7	105.0	64.19	44.37	36.72	30.06	21.12	17.86	9.443
10.0V	420.5	303.4	257.0	174.6	104.5	63.71	44.20	36.55	29.88	20.95	17.68	9.271
10.2V	408.1	292.7	252.9	171.4	103.5	63.23	43.86	36.38	29.70	20.77	17.51	9.099
10.5V	366.4	270.1	240.8	170.1	102.6	62.75	43.69	36.04	29.35	20.60	17.34	8.928
10.8V	330.7	246.3	222.0	167.2	100.1	61.62	42.50	35.19	28.82	20.26	17.17	8.756
11.1V	282.4	220.1	199.1	156.5	95.1	58.89	40.63	33.49	27.58	19.40	16.65	8.241

Constant Power Discharge Characteristics : W(25°C)

F.V/Time	5MIN	10MIN	15MIN	30MIN	1HR	2HR	3HR	4HR	5HR	8HR	10HR	20HR
9.60V	4569	3396	2886	2011	1213	756.6	528.0	437.7	358.6	252.1	213.4	113.2
10.0V	4479	3292	2840	1987	1210	752.6	528.2	437.1	357.7	250.9	212.0	111.3
10.2V	4428	3205	2808	1973	1201	748.1	525.9	436.2	356.4	249.3	210.1	109.2
10.5V	4031	2984	2678	1959	1190	742.7	523.8	432.1	352.2	247.2	208.1	107.1
10.8V	3671	2751	2475	1928	1168	733.2	509.6	422.3	345.8	243.1	206.0	105.1
11.1V	3225	2487	2228	1816	1118	706.0	487.6	401.9	331.0	232.8	199.8	98.89

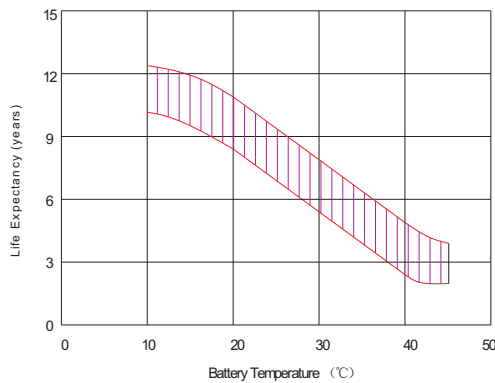
All mentioned values are average values.

RA12-170F

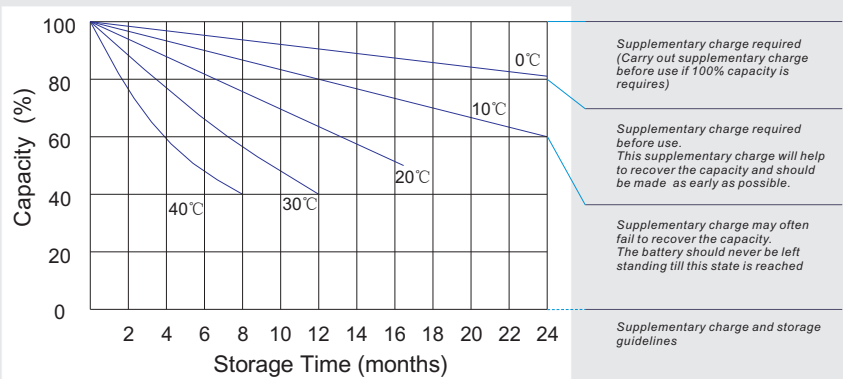
12V170Ah



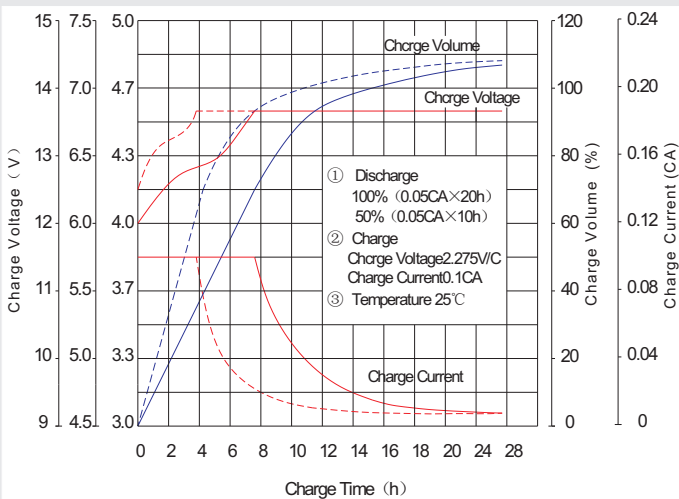
Effect of temperature on long term float life



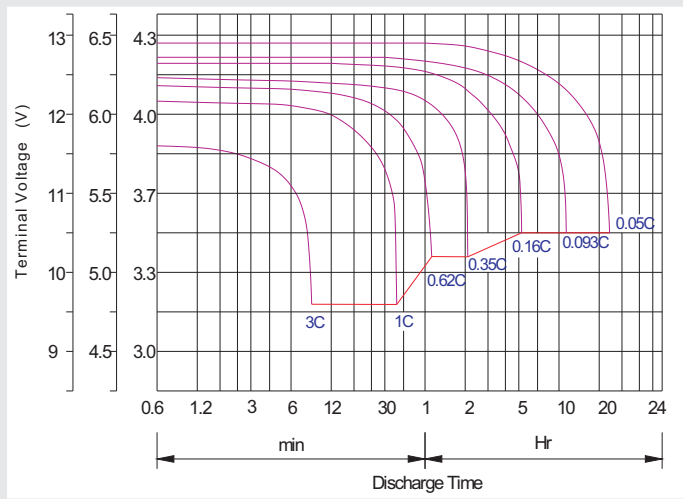
Storage characteristic



Charge characteristic Curve for standby use



Discharge characteristic Curve



Capacity Factors With Different Temperature

Battery Type		-20°C	-10°C	0°C	5°C	10°C	20°C	25°C	30°C	40°C	45°C
GEL Battery	6V&12V	50%	70%	83%	85%	90%	98%	100%	102%	104%	105%
	2V	60%	75%	85%	88%	92%	99%	100%	103%	105%	106%
AGM Battery	6V&12V	46%	66%	76%	83%	90%	98%	100%	103%	107%	109%
	2V	55%	70%	80%	85%	92%	99%	100%	104%	108%	110%

Discharge Current VS. Discharge Voltage

Final Discharge Voltage V/cell	1.75V	1.70V	1.60V
Discharge Current (A)	(A) ≤ 0.2C	0.2C < (A) < 1.0C	(A) ≥ 1.0C

Charge the batteries at least once every six months, if they are stored at 25°C.

Charging Method:

Constant Voltage	-0.2Cx2h+2.4~2.45V/Cellx24h, Max. Current 0.3CA
Constant Current	-0.2Cx2h+0.1CAx12h
Fast	-0.2Cx2h+0.3CAx4.0h

Maintenance & Cautions

Float Service:
※ Every month, recommend inspection every battery voltage.
※ Every three months, recommend equalization charge for one time.
Equalization charge method:
Discharge: 100% rate capacity discharge.
Charge: Max. current 0.3CA, constant voltage 2.4-2.45V/Cell charge 24h.
※ Effect of temperature on float charge voltage: -3mV/°C/Cell.
※ Length of service life will be directly affected by the number of discharge cycles, depth of discharge, ambient temperature and charging voltage.