



RA12-155F (12V155Ah)

RA12-155F is a front terminal type battery specially designed for Telecom use with 10+ years design life. The adoption of Centralized venting system makes sure the battery can be installed in any location, and guarantees high security and reliability.



Specification

Cells Per Unit	6
Voltage Per Unit	12
Capacity	155Ah@10hr-rate to 1.80V per cell @25°C
Weight	Approx.49.5Kg
Max. Discharge Current	1550 A (5 sec)
Internal Resistance	Approx. 5 mΩ
Operating Temperature Range	Discharge: -20°C~60°C Charge: 0°C~50°C Storage: -20°C~60°C
Normal Operating Temperature Range	25°C±5°C
Float charging Voltage	13.6 to 13.8 VDC/unit Average at 25°C
Recommended Maximum Charging Current Limit	46.5 A
Equalization and Cycle Service	14.6 to 14.8 VDC/unit Average at 25°C
Self Discharge	RITAR Valve Regulated Lead Acid (VRLA) batteries can be stored for more than 6 months at 25°C. Self-discharge ratio less than 3% per month at 25°C. Please charge batteries before using.
Terminal	Faston F9/Thread insert & Bolt (M8)
Container Material	A.B.S. (UL94-HB), Flammability resistance of UL94-V1 can be available upon request.



MH28539

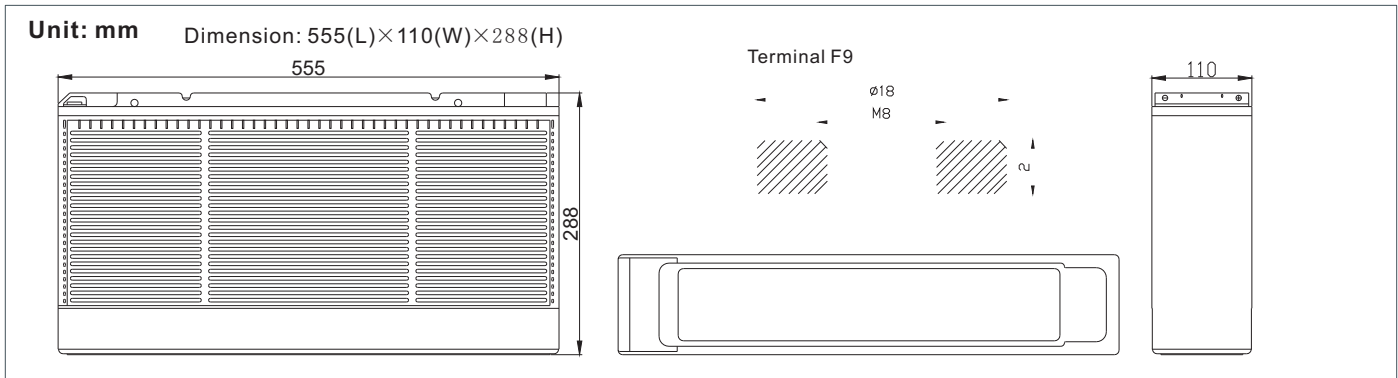


G4M20206-0910-E-16



ISO9001:2000 Certificate

Dimensions



Constant Current Discharge Characteristics : A(25°C)

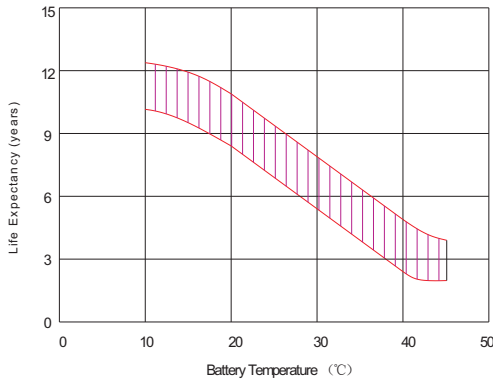
F.V/Time	5MIN	10MIN	15MIN	30MIN	1HR	2HR	3HR	4HR	5HR	8HR	10HR	20HR
9.60V	394.8	290.7	239.2	162.0	95.71	58.53	40.46	33.48	27.40	19.25	16.28	8.609
10.0V	383.4	276.6	234.3	159.2	95.27	58.09	40.30	33.33	27.24	19.10	16.12	8.453
10.2V	372.1	266.8	230.6	156.2	94.39	57.65	39.99	33.17	27.08	18.94	15.97	8.296
10.5V	334.1	246.2	219.6	155.1	93.50	57.21	39.84	32.86	26.76	18.78	15.81	8.140
10.8V	301.6	224.5	202.4	152.4	91.30	56.18	38.75	32.09	26.28	18.47	15.65	7.983
11.1V	257.5	200.7	181.6	142.7	86.73	53.69	37.05	30.54	25.15	17.69	15.18	7.514

Constant Power Discharge Characteristics : W(25°C)

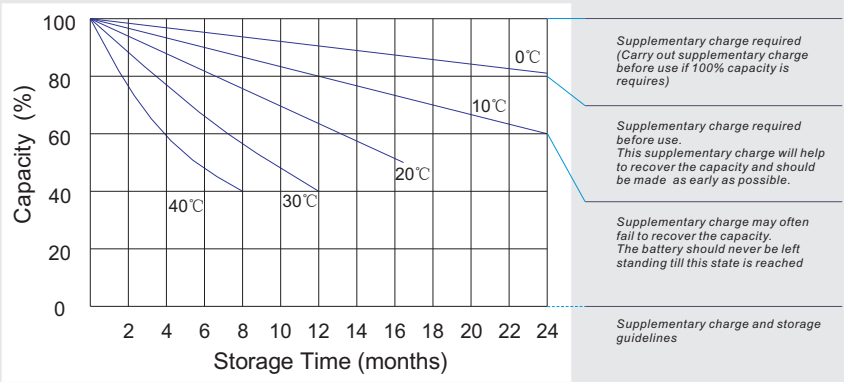
F.V/Time	5MIN	10MIN	15MIN	30MIN	1HR	2HR	3HR	4HR	5HR	8HR	10HR	20HR
9.60V	4166	3096	2631	1834	1106	689.9	481.4	399.1	326.9	229.9	194.5	103.2
10.0V	4084	3001	2589	1812	1103	686.2	481.6	398.6	326.1	228.8	193.3	101.4
10.2V	4037	2922	2560	1799	1095	682.1	479.5	397.7	325.0	227.3	191.6	99.56
10.5V	3675	2721	2442	1786	1085	677.1	477.6	394.0	321.1	225.4	189.7	97.68
10.8V	3347	2508	2257	1758	1065	668.5	464.6	385.0	315.3	221.7	187.8	95.80
11.1V	2940	2268	2032	1655	1019	643.7	444.5	366.4	301.8	212.3	182.2	90.16

All mentioned values are average values.

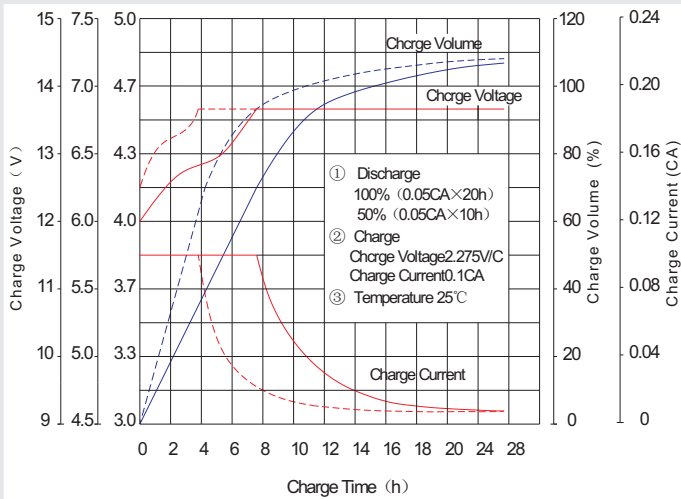
Effect of temperature on long term float life



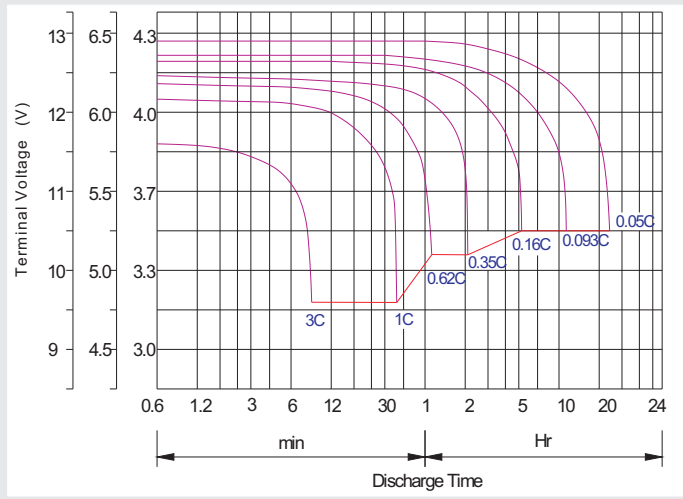
Storage characteristic



Charge characteristic Curve for standby use



Discharge characteristic Curve



Capacity Factors With Different Temperature

Battery Type		-20°C	-10°C	0°C	5°C	10°C	20°C	25°C	30°C	40°C	45°C
GEL Battery	6V&12V	50%	70%	83%	85%	90%	98%	100%	102%	104%	105%
	2V	60%	75%	85%	88%	92%	99%	100%	103%	105%	106%
AGM Battery	6V&12V	46%	66%	76%	83%	90%	98%	100%	103%	107%	109%
	2V	55%	70%	80%	85%	92%	99%	100%	104%	108%	110%

Discharge Current VS. Discharge Voltage

Final Discharge Voltage V/cell	1.75V	1.70V	1.60V
Discharge Current (A)	(A) ≤ 0.2C	0.2C < (A) < 1.0C	(A) ≥ 1.0C

Maintenance & Cautions

Float Service:
※ Every month, recommend inspection every battery voltage.
※ Every three months, recommend equalization charge for one time.
Equalization charge method:
Discharge: 100% rate capacity discharge.
Charge: Max. current 0.3CA, constant voltage 2.4-2.45V/Cell charge 24h.
※ Effect of temperature on float charge voltage: -3mV/°C/Cell.
※ Length of service life will be directly affected by the number of discharge cycles, depth of discharge, ambient temperature and charging voltage.

Charge the batteries at least once every six months, if they are stored at 25°C.

Charging Method:

Constant Voltage	-0.2Cx2h+2.4~2.45V/Cellx24h, Max. Current 0.3CA
Constant Current	-0.2Cx2h+0.1CAx12h
Fast	-0.2Cx2h+0.3CAx4.0h