

RA12-170FD (12V170Ah)

RA12-170FD is AGM Deep cycle battery with 10 years floating design life, specially designed for frequent cyclic discharge usage. By using strong grid and specific paste plate, it makes battery have 30% more cyclic life time than standby series. It is applicable for solar energy system, golf cart, electric wheelchair, etc..



Specification

Cells Per Unit	6
Voltage Per Unit	12
Capacity	170Ah@10hr-rate to 1.80V per cell @25°C
Weight	Approx. 52.0 Kg
Max. Discharge Current	1700 A (5 sec)
Internal Resistance	Approx. 4 mΩ
Operating Temperature Range	Discharge: -20°C~60°C Charge: 0°C~50°C Storage: -20°C~60°C
Normal Operating Temperature Range	25°C±5°C
Float charging Voltage	13.6 to 13.8 VDC/unit Average at 25°C
Recommended Maximum Charging Current Limit	51 A
Equalization and Cycle Service	14.6 to 14.8 VDC/unit Average at 25°C
Self Discharge	RITAR Valve Regulated Lead Acid (VRLA) batteries can be stored for more than 6 months at 25°C. Self-discharge ratio less than 3% per month at 25°C. Please charge batteries before using.
Terminal	Terminal F9
Container Material	A.B.S. (UL94-HB) , Flammability resistance of UL94-V1 can be available upon request.



MH28539



G4M20206-0910-E-16

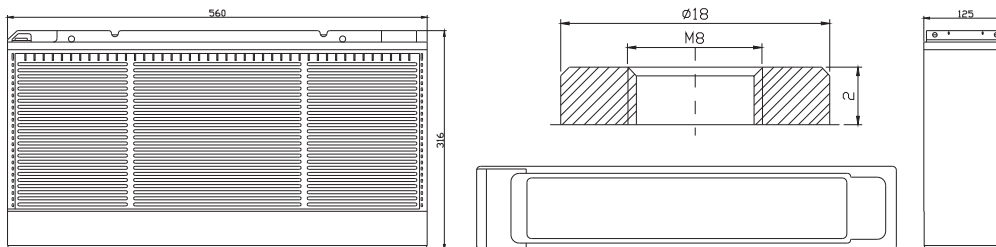


ISO9001:2000 Certificate

Dimensions

Unit: mm Dimension: 560(L)×125(W)×316(H)

Terminal F9



Constant Current Discharge Characteristics: A (25°C)

F.V/Time	5MIN	10MIN	15MIN	30MIN	1HR	2HR	3HR	4HR	5HR	8HR	10HR	20HR
9.60V	433.1	318.8	262.4	177.7	105.0	64.19	44.37	36.72	30.06	21.12	17.86	9.443
10.0V	420.5	303.4	257.0	174.6	104.5	63.71	44.20	36.55	29.88	20.95	17.68	9.271
10.2V	408.1	292.7	252.9	171.4	103.5	63.23	43.86	36.38	29.70	20.77	17.51	9.099
10.5V	366.4	270.1	240.8	170.1	102.6	62.75	43.69	36.04	29.35	20.60	17.34	8.928
10.8V	330.7	246.3	222.0	167.2	100.1	61.62	42.50	35.19	28.82	20.26	17.17	8.756
11.1V	282.4	220.1	199.1	156.5	95.1	58.89	40.63	33.49	27.58	19.40	16.65	8.241

Constant Power Discharge Characteristics: W (25°C)

F.V/Time	5MIN	10MIN	15MIN	30MIN	1HR	2HR	3HR	4HR	5HR	8HR	10HR	20HR
9.60V	4569	3396	2886	2011	1213	756.6	528.0	437.7	358.6	252.1	213.4	113.2
10.0V	4479	3292	2840	1987	1210	752.6	528.2	437.1	357.7	250.9	212.0	111.3
10.2V	4428	3205	2808	1973	1201	748.1	525.9	436.2	356.4	249.3	210.1	109.2
10.5V	4031	2984	2678	1959	1190	742.7	523.8	432.1	352.2	247.2	208.1	107.1
10.8V	3671	2751	2475	1928	1168	733.2	509.6	422.3	345.8	243.1	206.0	105.1
11.1V	3225	2487	2228	1816	1118	706.0	487.6	401.9	331.0	232.8	199.8	98.89

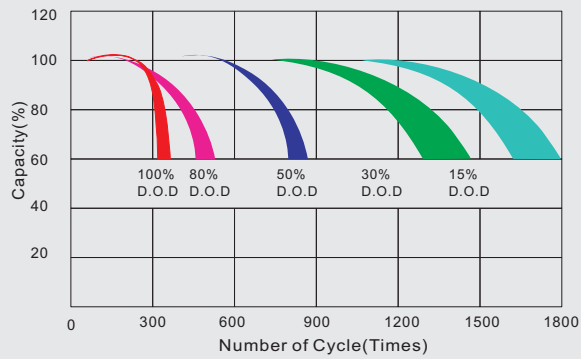
All mentioned values are average values.

RA12-170FD

12V170Ah



Life characteristics of cyclic use



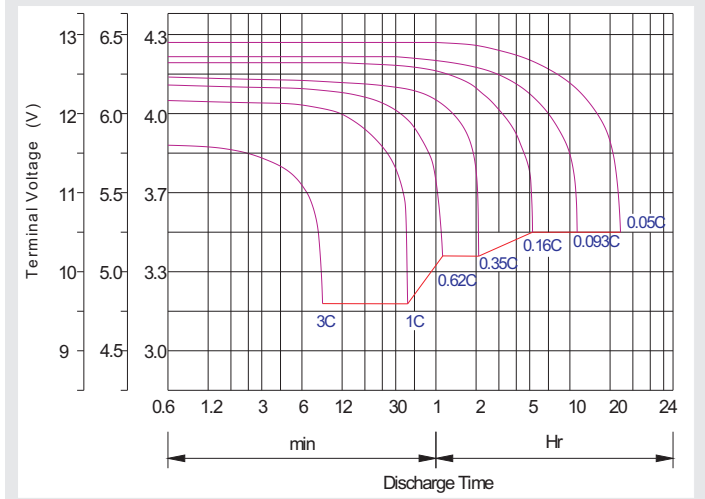
Storage characteristic



Charge characteristic curve for cyclic use



Discharge characteristic curve



Capacity Factors With Different Temperature

Battery Type		-20°C	-10°C	0°C	5°C	10°C	20°C	25°C	30°C	40°C	45°C
GEL Battery	6V&12V	50%	70%	83%	85%	90%	98%	100%	102%	104%	105%
	2V	60%	75%	85%	88%	92%	99%	100%	103%	105%	106%
AGM Battery	6V&12V	46%	66%	76%	83%	90%	98%	100%	103%	107%	109%
	2V	55%	70%	80%	85%	92%	99%	100%	104%	108%	110%

Discharge Current VS. Discharge Voltage

Final Discharge Voltage V/cell	1.75V	1.70V	1.60V
Discharge Current (A)	(A) ≤ 0.2C	0.2C < (A) < 1.0C	(A) ≥ 1.0C

Maintenance & Cautions

Cycle service

- ※ Avoid battery over discharge, especially battery series connection use.
- ※ Charged with recommend voltage, ensure battery can be full recharged.
- In general, recharge capacity should be 1.1-1.15 times discharge capacity.
- ※ Effect of temperature on cycle charge voltage: -4mV/°C/Cell.
- ※ There are a number of factors that will affect the length of cyclic service.
- The most significant are depth of discharge, ambient temperature, discharge rate, and the manner in which the battery is recharged.
- Generally speaking, the most important factors is depth of discharge.

Charge the batteries at least once every six months, if they are stored at 25°C.

Charging Method:

Constant Voltage	-0.2Cx2h+2.4~2.45V/Cellx24h, Max. Current 0.3CA
Constant Current	-0.2Cx2h+0.1CAx12h
Fast	-0.2Cx2h+0.3CAx4.0h