



# RA6-200SD (6V200Ah)

RA6-200SD is AGM Deep cycle battery with 10 years floating design life, specially designed for frequent cyclic discharge usage. By using strong grid and specific paste plate, it makes battery have 30% more cyclic life time than standby series. It is applicable for solar energy system, golf cart, electric wheelchair, etc..



## Specification

Cells Per Unit	3
Voltage Per Unit	6
Capacity	200Ah@10hr-rate to 1.80V per cell @25°C
Weight	Approx. 30.0 Kg
Max. Discharge Current	2000 A (5 sec)
Internal Resistance	Approx. 1.8 mΩ
Operating Temperature Range	Discharge: -20°C~60°C Charge: 0°C~50°C Storage: -20°C~60°C
Normal Operating Temperature Range	25°C±5°C
Float Charging Voltage	6.8 to 6.9 VDC/unit Average at 25°C
Recommended Maximum Charging Current Limit	60A
Equalization and Cycle Service	7.3 to 7.4 VDC/unit Average at 25°C
Self Discharge	
Terminal	Terminal F12
Container Material	A.B.S. (UL94-HB) , Flammability resistance of UL94-V1 can be available upon request.



MH28539



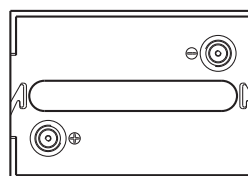
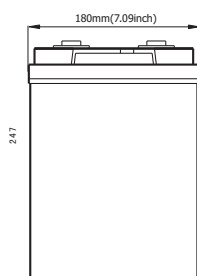
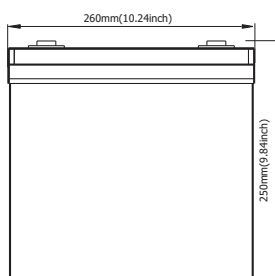
G4M20206-0910-E-16



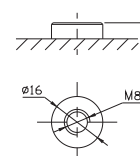
ISO9001:2000 Certificate

## Dimensions

Unit: mm Dimension: 260(L)×180(W)×247(H)



Terminal F12



## Constant Current Discharge Characteristics: A (25°C)

F.V/Time	5MIN	10MIN	15MIN	30MIN	1HR	2HR	3HR	4HR	5HR	8HR	10HR	20HR
4.80V	545.1	408.3	344.7	220.8	130.0	77.79	53.77	44.06	36.07	24.84	21.01	11.55
5.00V	529.4	388.5	337.6	217.2	129.4	77.20	53.56	43.86	35.86	24.64	20.80	11.34
5.10V	513.7	374.8	332.3	215.3	128.2	76.62	53.15	43.66	35.64	24.44	20.60	11.13
5.25V	461.3	345.9	316.4	209.9	127.0	76.03	52.94	43.25	35.22	24.24	20.40	10.92
5.40V	416.3	315.4	291.7	200.7	124.0	74.67	51.50	42.23	34.58	23.83	20.20	10.71
5.55V	355.5	281.9	261.6	188.0	117.8	71.35	49.23	40.19	33.10	22.82	19.59	10.08

## Constant Power Discharge Characteristics: W (25°C)

F.V/Time	5MIN	10MIN	15MIN	30MIN	1HR	2HR	3HR	4HR	5HR	8HR	10HR	20HR
4.80V	2819	2174	1896	1259	751.1	458.4	319.9	262.6	215.1	148.3	125.5	69.26
5.00V	2764	2108	1865	1243	749.3	456.0	320.0	262.3	214.6	147.6	124.7	68.06
5.10V	2732	2052	1844	1234	743.5	453.3	318.6	261.7	213.9	146.6	123.6	66.80
5.25V	2487	1911	1759	1206	736.8	450.0	317.4	259.3	211.3	145.4	122.4	65.54
5.40V	2265	1761	1626	1156	723.2	444.2	308.7	253.4	207.5	143.0	121.2	64.28
5.55V	1990	1593	1464	1086	692.3	427.7	295.4	241.1	198.6	136.9	117.6	60.50

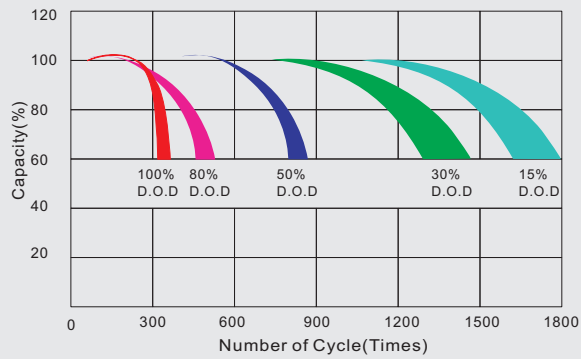
All mentioned values are average values.

# RA6-200SD

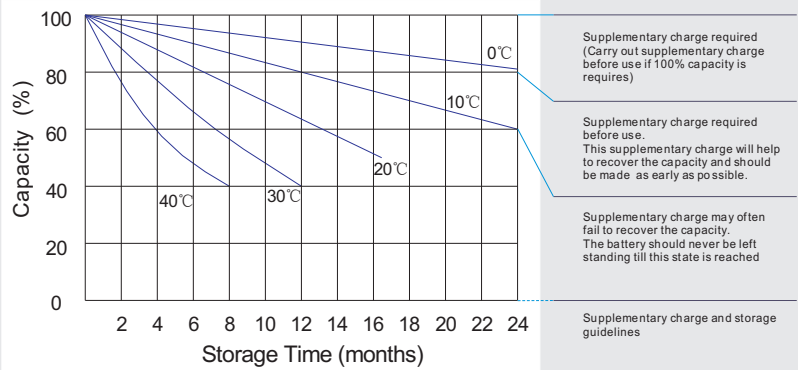
6V200Ah



## Life characteristics of cyclic use



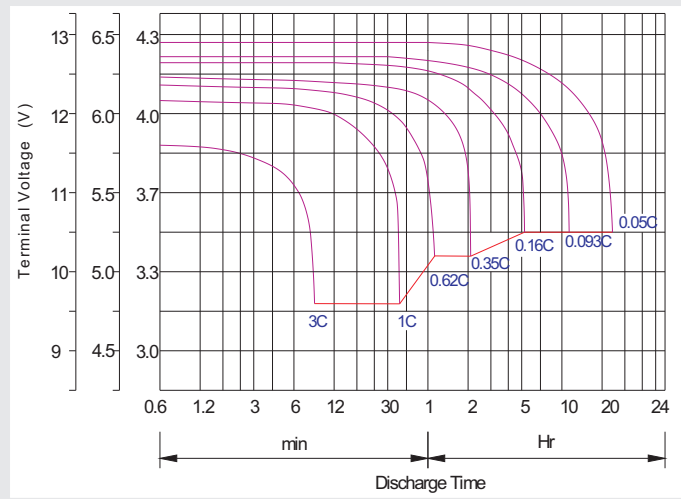
## Storage characteristic



## Charge characteristic curve for cyclic use



## Discharge characteristic curve



## Capacity Factors With Different Temperature

Battery Type		-20°C	-10°C	0°C	5°C	10°C	20°C	25°C	30°C	40°C	45°C
GEL Battery	6V&12V	50%	70%	83%	85%	90%	98%	100%	102%	104%	105%
	2V	60%	75%	85%	88%	92%	99%	100%	103%	105%	106%
AGM Battery	6V&12V	46%	66%	76%	83%	90%	98%	100%	103%	107%	109%
	2V	55%	70%	80%	85%	92%	99%	100%	104%	108%	110%

## Discharge Current VS. Discharge Voltage

Final Discharge Voltage V/cell	1.75V	1.70V	1.60V
Discharge Current (A)	(A) ≤ 0.2C	0.2C < (A) < 1.0C	(A) ≥ 1.0C

## Maintenance & Cautions

### Cycle service

- ※ Avoid battery over discharge, especially battery series connection use.
- ※ Charged with recommend voltage, ensure battery can be full recharged.
- In general, recharge capacity should be 1.1-1.15 times discharge capacity.
- ※ Effect of temperature on cycle charge voltage: -4mV/°C/Cell.
- ※ There are a number of factors that will affect the length of cyclic service.
- The most significant are depth of discharge, ambient temperature, discharge rate, and the manner in which the battery is recharged.
- Generally speaking, the most important factors is depth of discharge.

**Charge the batteries at least once every six months, if they are stored at 25°C.**

### Charging Method:

Constant Voltage	-0.2Cx2h+2.4~2.45V/Cellx24h, Max. Current 0.3CA
Constant Current	-0.2Cx2h+0.1CAx12h
Fast	-0.2Cx2h+0.3CAx4.0h