



RA6-100D (6V100Ah)

RA6-100D is AGM Deep cycle battery, with 10 years floating design life, specially designed for frequent cyclic discharge usage. By using strong grid and specific paste plate, it makes battery have 30% more cyclic life time than standby series. It is applicable for solar energy system, golf cart, electric wheelchair, etc..



Specification

Cells Per Unit	3
Voltage Per Unit	6
Capacity	100Ah@10hr-rate to 1.80V per cell @25°C
Weight	Approx. 16.5 Kg
Max. Discharge Current	1000 A (5 sec)
Internal Resistance	Approx. 2.5 mΩ
Operating Temperature Range	Discharge: -20°C~60°C Charge: 0°C~50°C Storage: -20°C~60°C
Normal Operating Temperature Range	25°C±5°C
Float charging Voltage	6.8 to 6.9 VDC/unit Average at 25°C
Recommended Maximum Charging Current Limit	30 A
Equalization and Cycle Service	7.3 to 7.4 VDC/unit Average at 25°C
Self Discharge	RITAR Valve Regulated Lead Acid (VRLA) batteries can be stored for more than 6 months at 25°C. Self-discharge ratio less than 3% per month at 25°C. Please charge batteries before using.
Terminal	Terminal F14
Container Material	A.B.S. (UL94-HB) , Flammability resistance of UL94-V0 can be available upon request.



MH28539




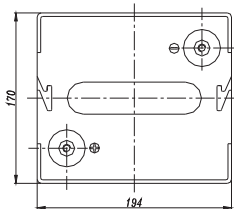
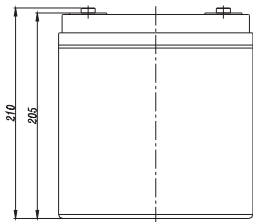
G4M20206-0910-E-16



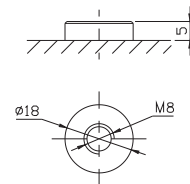
ISO9001:2000 Certificate

Dimensions

Unit: mm Dimension: 194(L)×170(W)×205(H)



Terminal F14



Constant Current Discharge Characteristics: A (25°C)

F.V/Time	5MIN	10MIN	15MIN	30MIN	1HR	2HR	3HR	4HR	5HR	8HR	10HR	20HR
4.80V	304.6	222.3	177.8	112.7	65.00	38.89	26.88	22.03	18.03	12.42	10.50	5.777
5.00V	295.8	211.5	174.1	110.8	64.70	38.60	26.78	21.93	17.93	12.32	10.40	5.672
5.10V	287.1	204.1	171.4	109.8	64.10	38.31	26.57	21.83	17.82	12.22	10.30	5.567
5.25V	257.8	188.3	163.2	107.1	63.50	38.02	26.47	21.62	17.61	12.12	10.20	5.462
5.40V	232.7	171.7	150.4	102.4	62.00	37.33	25.75	21.11	17.29	11.92	10.10	5.357
5.55V	198.7	153.5	134.9	95.9	58.90	35.68	24.62	20.09	16.55	11.41	9.796	5.041

Constant Power Discharge Characteristics: W (25°C)

F.V/Time	5MIN	10MIN	15MIN	30MIN	1HR	2HR	3HR	4HR	5HR	8HR	10HR	20HR
4.80V	1575	1184	977.8	642.2	375.6	229.2	160.0	131.3	107.6	74.16	62.76	34.63
5.00V	1544	1148	962.1	634.4	374.7	228.0	160.0	131.1	107.3	73.80	62.36	34.03
5.10V	1527	1117	951.3	629.8	371.8	226.6	159.3	130.9	106.9	73.32	61.81	33.40
5.25V	1390	1040	907.4	615.2	368.4	225.0	158.7	129.6	105.7	72.71	61.20	32.77
5.40V	1266	959.0	838.7	589.7	361.6	222.1	154.4	126.7	103.7	71.50	60.59	32.14
5.55V	1112	867.1	755.0	553.9	346.1	213.9	147.7	120.6	99.29	68.47	58.78	30.25

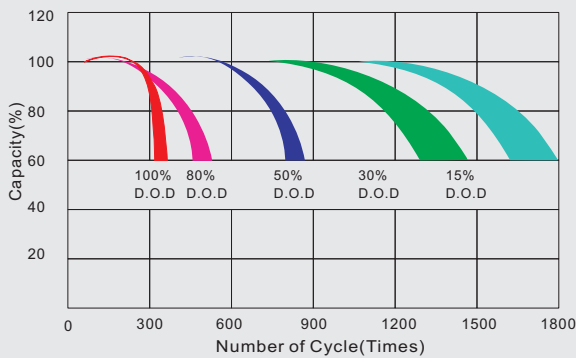
All mentioned values are average values.

RA6-100D

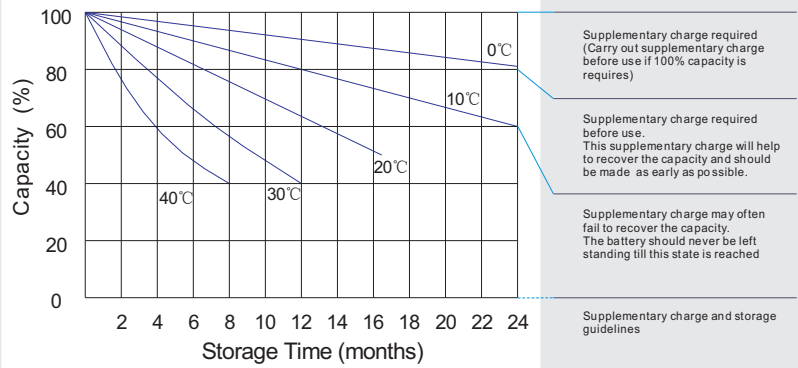
6V100Ah



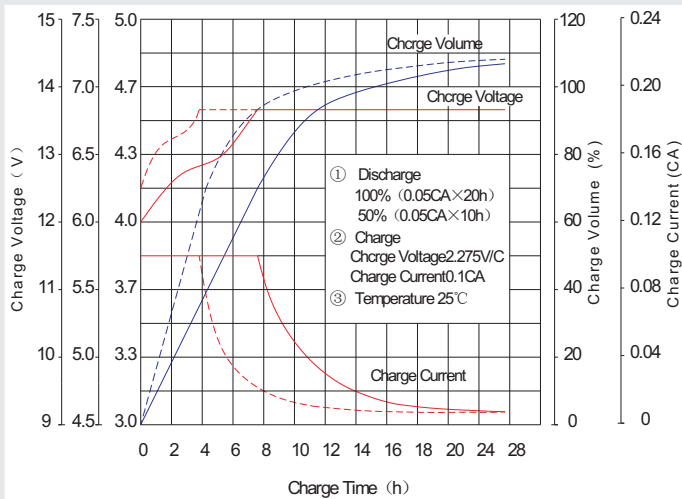
Life characteristics of cyclic use



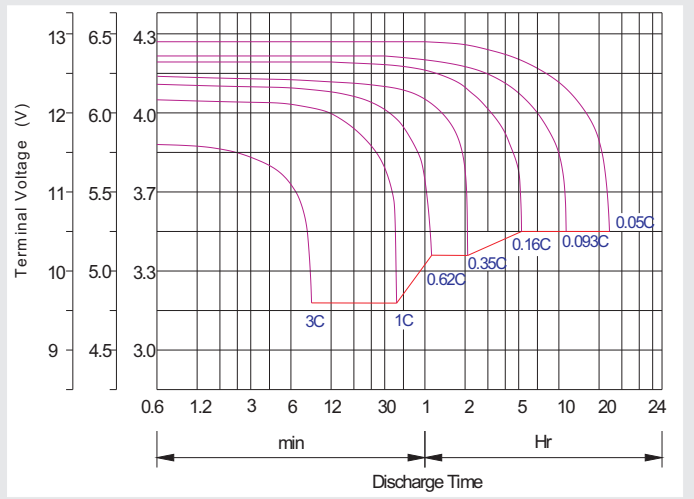
Storage characteristic



Charge characteristic curve for cyclic use



Discharge characteristic curve



Capacity Factors With Different Temperature

Battery Type		-20°C	-10°C	0°C	5°C	10°C	20°C	25°C	30°C	40°C	45°C
GEL Battery	6V&12V	50%	70%	83%	85%	90%	98%	100%	102%	104%	105%
	2V	60%	75%	85%	88%	92%	99%	100%	103%	105%	106%
AGM Battery	6V&12V	46%	66%	76%	83%	90%	98%	100%	103%	107%	109%
	2V	55%	70%	80%	85%	92%	99%	100%	104%	108%	110%

Discharge Current VS. Discharge Voltage

Final Discharge Voltage V/cell	1.75V	1.70V	1.60V
Discharge Current (A)	(A) ≤ 0.2C	0.2C < (A) < 1.0C	(A) ≥ 1.0C

Charge the batteries at least once every six months, if they are stored at 25°C.

Charging Method:

Constant Voltage	-0.2Cx2h+2.4~2.45V/Cellx24h, Max. Current 0.3CA
Constant Current	-0.2Cx2h+0.1CAx12h
Fast	-0.2Cx2h+0.3CAx4.0h

Maintenance & Cautions

Cycle service
※ Avoid battery over discharge, especially battery series connection use.
※ Charged with recommend voltage, ensure battery can be full recharged.
In general, recharge capacity should be 1.1-1.15 times discharge capacity.
※ Effect of temperature on cycle charge voltage: -4mV/°C/Cell.
※ There are a number of factors that will affect the length of cyclic service.
The most significant are depth of discharge, ambient temperature, discharge rate, and the manner in which the battery is recharged.
Generally speaking, the most important factors is depth of discharge.