

RL2600DG (2V600Ah)

RL2600DG is GEL Deep cycle battery superiorly designed for frequent cyclic discharge applications under extreme temperature. By using strong grid to insure reliable performance under frequent cyclic discharge use. 400 cycles could be available at 100% DOD. Offering extra-durable cyclic performance, high efficiency of recovery ,that is more suitable for solar, mobility, E-toll, marine , deep discharge UPS etc..



Specification

Cells Per Unit	1
Voltage Per Unit	2
Capacity	600Ah@20hr-rate to 1.75V per cell @25°C
Weight	Approx. 37.0 Kg
Max. Discharge Current	6000 A (5 sec)
Internal Resistance	Approx. 0.63 mΩ
Operating Temperature Range	Discharge: -40°C~60°C Charge: -20°C~50°C Storage: -40°C~60°C
Normal Operating Temperature Range	25°C±5°C
Float charging Voltage	2.27 to 2.3 VDC/unit Average at 25°C
Recommended Maximum Charging Current Limit	120A
Equalization and Cycle Service	2.37 to 2.4 VDC/unit Average at 25°C
Self Discharge	RITAR Valve Regulated Lead Acid (VRLA) batteries can be stored for more than 6 months at 25°C. Self-discharge ratio less than 3% per month at 25°C. Please charge batteries before using.
Terminal	Terminal F10
Container Material	A.B.S. (UL94-HB), Flammability resistance of UL94-V1 can be available upon request.



MH28539



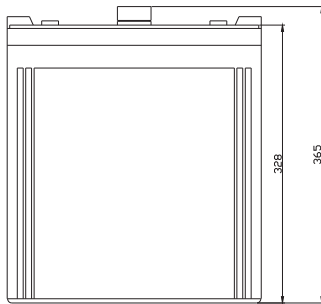
G4M20206-0910-E-16



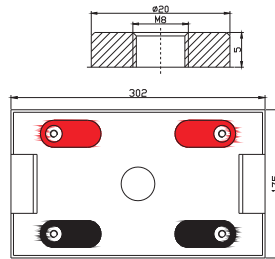
ISO9001:2000 Certificate

Dimensions

Unit: mm Dimension: 302(L)×175(W)×328(H)



Terminal F10



Constant Current Discharge Characteristics: A (25°C)

F.V/Time	15MIN	30MIN	1HR	2HR	3HR	4HR	5HR	6HR	8HR	10HR	20HR
1.60V	733.2	567.7	365.4	217.2	161.8	129.0	108.6	91.20	73.62	61.54	31.69
1.65V	697.2	545.1	349.5	209.3	155.0	124.4	104.1	89.01	70.33	59.34	30.56
1.70V	650.1	513.9	342.7	205.9	151.6	123.3	102.9	86.81	69.23	58.24	29.99
1.75V	577.1	456.8	315.6	194.6	143.7	116.5	98.41	82.41	67.03	57.14	29.43
1.80V	496.8	421.2	297.5	185.5	138.0	115.4	95.02	81.31	65.93	54.94	28.30
1.85V	420.1	379.2	274.9	175.3	131.2	106.3	90.49	76.92	62.63	52.74	27.16

Constant Power Discharge Characteristics: W (25°C)

F.V/Time	15MIN	30MIN	1HR	2HR	3HR	4HR	5HR	6HR	8HR	10HR	20HR
1.60V	1284	1009	652.7	392.5	294.1	236.4	200.2	172.5	137.4	116.5	59.99
1.65V	1250	1004	650.4	386.9	293.0	234.2	198.0	170.3	136.3	115.4	59.42
1.70V	1181	934.0	630.1	381.2	283.9	230.8	195.7	167.0	134.1	114.3	58.85
1.75V	1052	841.4	588.2	364.2	273.7	222.8	187.8	159.3	130.8	111.0	57.16
1.80V	910.3	775.7	554.3	348.4	262.4	216.1	182.1	156.0	126.4	107.7	55.46
1.85V	776.3	699.2	511.3	328.0	250.0	199.1	174.2	147.2	120.9	104.4	53.76

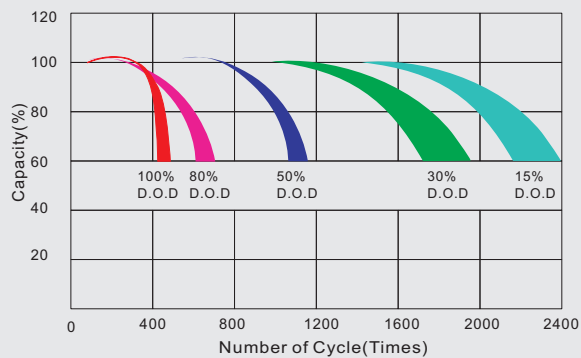
All mentioned values are average values.

RL2600DG

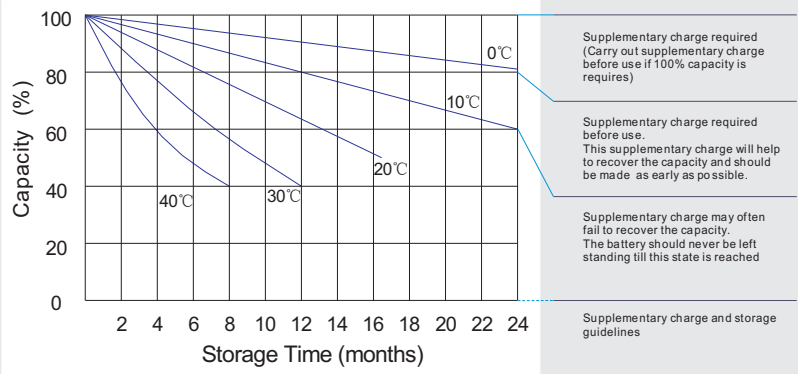
2V600Ah



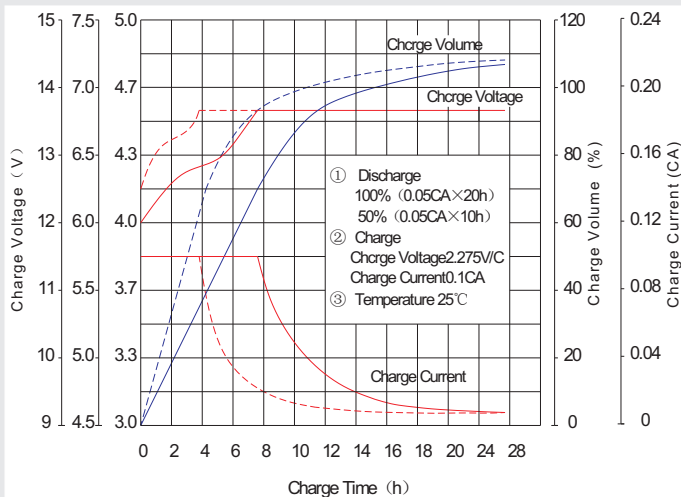
Life characteristics of cyclic use



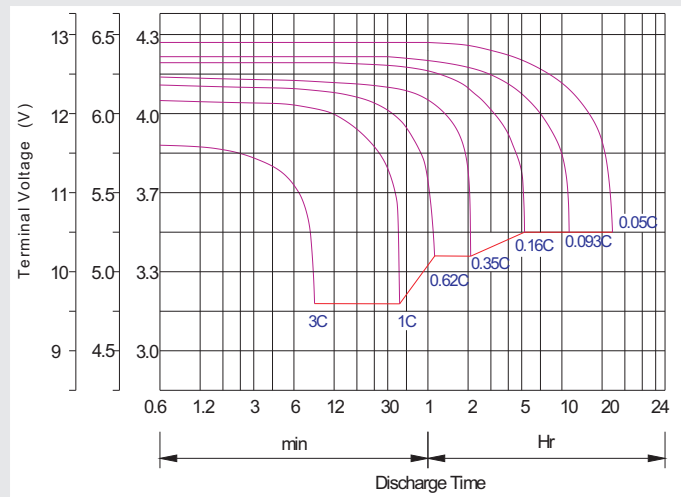
Storage characteristic



Charge characteristic curve for cyclic use



Discharge characteristic curve



Capacity Factors With Different Temperature

Battery Type		-20°C	-10°C	0°C	5°C	10°C	20°C	25°C	30°C	40°C	45°C
GEL Battery	6V&12V	50%	70%	83%	85%	90%	98%	100%	102%	104%	105%
	2V	60%	75%	85%	88%	92%	99%	100%	103%	105%	106%
AGM Battery	6V&12V	46%	66%	76%	83%	90%	98%	100%	103%	107%	109%
	2V	55%	70%	80%	85%	92%	99%	100%	104%	108%	110%

Discharge Current VS. Discharge Voltage

Final Discharge Voltage V/cell	1.75V	1.70V	1.60V
Discharge Current (A)	(A) ≤ 0.2C	0.2C < (A) < 1.0C	(A) ≥ 1.0C

Maintenance & Cautions

Cycle service

- ※ Avoid battery over discharge, especially battery series connection use.
- ※ Charged with recommend voltage, ensure battery can be full recharged.
- In general, recharge capacity should be 1.1-1.15 times discharge capacity.
- ※ Effect of temperature on cycle charge voltage: -4mV/°C/Cell.
- ※ There are a number of factors that will affect the length of cyclic service.
- The most significant are depth of discharge, ambient temperature, discharge rate, and the manner in which the battery is recharged.
- Generally speaking, the most important factors is depth of discharge.

Charge the batteries at least once every six months, if they are stored at 25°C.

Charging Method:

Constant Voltage	-0.2Cx2h+2.4~2.45V/Cellx24h, Max. Current 0.3CA
Constant Current	-0.2Cx2h+0.1CAx12h
Fast	-0.2Cx2h+0.3CAx4.0h