



RA12-260DG (12V260Ah)

RA12-260DG is GEL deep cycle battery, with 12 years floating design life, superiorly designed for frequent cyclic discharge applications under extreme temperature. By using strong grid to insure reliable performance under frequent cyclic discharge use. 400 cycles could be available at 100% DOD. Offering extra-durable cyclic performance, high efficiency of recovery, that is more suitable for solar, mobility, E-toll, marine, deep discharge UPS etc..



Specification

Cells Per Unit	6
Voltage Per Unit	12
Capacity	260Ah@20hr-rate to 1.75V per cell @25°C
Weight	Approx. 74.0 Kg
Max. Discharge Current	2600 A (5 sec)
Internal Resistance	Approx. 8.0 mΩ
Operating Temperature Range	Discharge: -40°C~60°C Charge:-20°C~50°C Storage: -40°C~60°C
Normal Operating Temperature Range	25°C±5°C
Float charging Voltage	13.6 to 13.8 VDC/unit Average at 25°C
Recommended Maximum Charging Current Limit	52A
Equalization and Cycle Service	14.2 to 14.4VDC/unit Average at 25°C
Self Discharge	RITAR Valve Regulated Lead Acid (VRLA) batteries can be stored for more than 6 months at 25°C. Self-discharge ratio less than 3% per month at 25°C. Please charge batteries before using.
Terminal	Terminal F14
Container Material	A.B.S. (UL94-HB), Flammability resistance of UL94-V1 can be available upon request.



MH28539



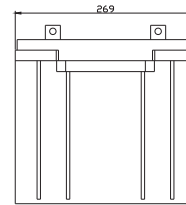

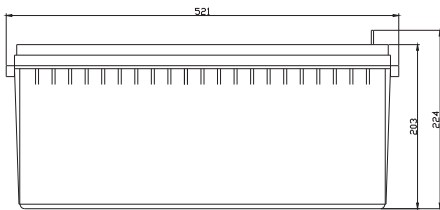
G4M20206-0910-E-16



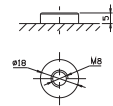
ISO9001:2000 Certificate

Dimensions

Unit: mm Dimension: 520(L)×269(W)×224(H)



Terminal F14



Constant Current Discharge Characteristics: A (25°C)

F.V/Time	5MIN	10MIN	15MIN	30MIN	1HR	2HR	3HR	4HR	5HR	8HR	10HR	20HR
9.60V	651.86	466.48	374.47	250.94	152.98	91.543	63.274	51.857	42.446	29.238	24.722	13.597
10.0V	633.01	443.85	366.78	246.99	152.28	90.855	63.031	51.616	42.196	29.000	24.484	13.350
10.2V	614.25	428.19	361.02	247.21	150.87	90.166	62.546	51.376	41.947	28.762	24.246	13.103
10.5V	558.06	399.81	347.78	243.39	149.45	89.478	62.304	50.896	41.447	28.525	24.008	12.855
10.8V	509.56	368.87	324.31	234.94	145.92	87.872	60.607	49.696	40.698	28.049	23.771	12.608
11.1V	440.09	333.50	294.24	222.21	138.63	83.972	57.940	47.295	38.950	26.861	23.058	11.866

Constant Power Discharge Characteristics: W (25°C)

F.V/Time	5MIN	10MIN	15MIN	30MIN	1HR	2HR	3HR	4HR	5HR	8HR	10HR	20HR
9.60V	6742.2	4968.0	4119.1	2860.8	1767.8	1079.0	752.96	618.13	506.38	349.10	295.42	163.03
10.0V	6609.4	4815.8	4053.0	2828.0	1763.6	1073.3	753.22	617.33	505.09	347.42	293.56	160.20
10.2V	6533.9	4688.7	4007.4	2835.5	1750.0	1066.8	749.93	616.00	503.36	345.15	290.95	157.23
10.5V	6018.3	4418.0	3867.4	2796.5	1734.2	1059.0	747.02	610.25	497.37	342.30	288.10	154.26
10.8V	5545.2	4120.3	3616.1	2706.5	1702.2	1045.5	726.68	596.35	488.38	336.59	285.25	151.30
11.1V	4926.6	3768.5	3292.5	2566.5	1629.4	1006.7	695.28	567.54	467.41	322.33	276.69	142.40

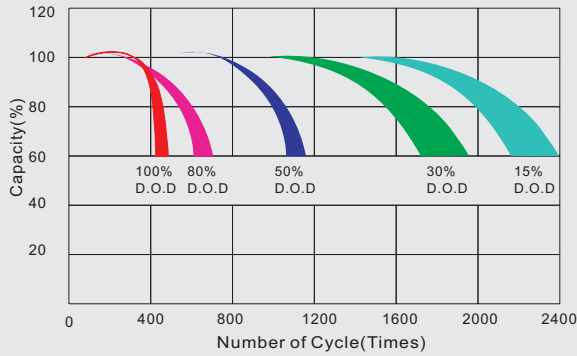
All mentioned values are average values.

RA12-260DG

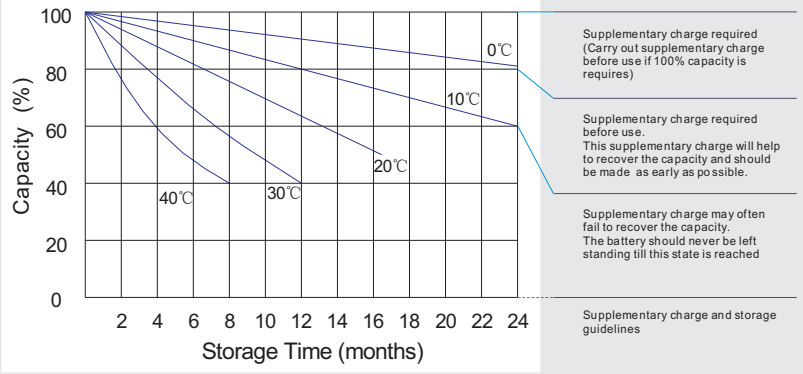
12V260Ah



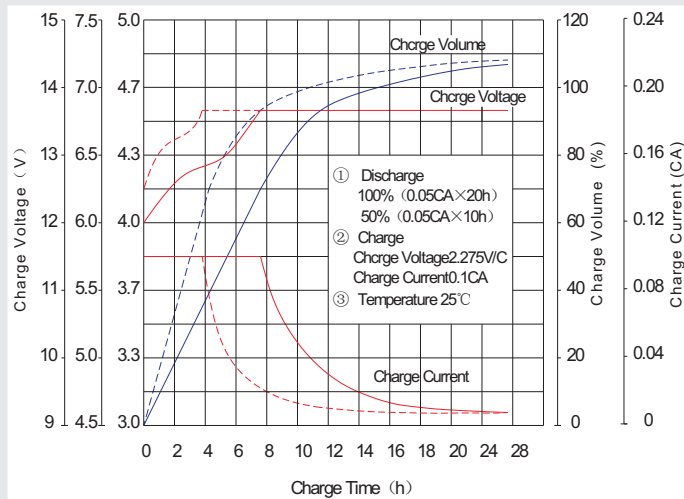
Life characteristics of cyclic use



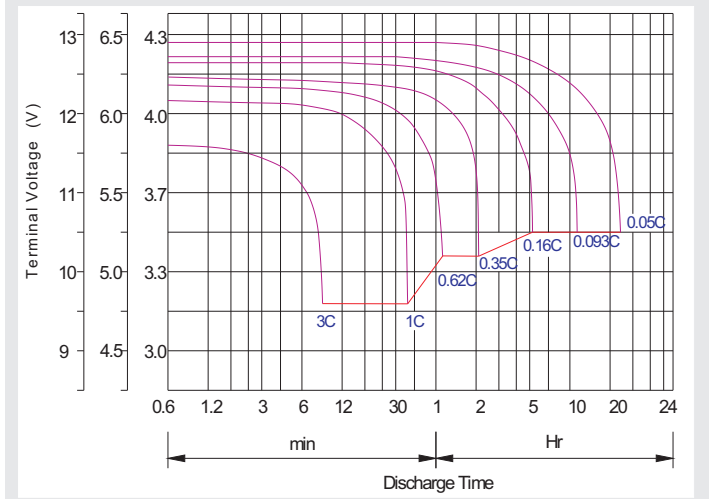
Storage characteristic



Charge characteristic curve for cyclic use



Discharge characteristic curve



Capacity Factors With Different Temperature

Battery Type		-20°C	-10°C	0°C	5°C	10°C	20°C	25°C	30°C	40°C	45°C
GEL Battery	6V&12V	50%	70%	83%	85%	90%	98%	100%	102%	104%	105%
	2V	60%	75%	85%	88%	92%	99%	100%	103%	105%	106%
AGM Battery	6V&12V	46%	66%	76%	83%	90%	98%	100%	103%	107%	109%
	2V	55%	70%	80%	85%	92%	99%	100%	104%	108%	110%

Discharge Current VS. Discharge Voltage

Final Discharge Voltage V/cell	1.75V	1.70V	1.60V
Discharge Current (A)	(A) ≤ 0.2C	0.2C < (A) < 1.0C	(A) ≥ 1.0C

Maintenance & Cautions

Charge the batteries at least once every six months, if they are stored at 25°C.

Charging Method:

Constant Voltage	-0.2Cx2h+2.4~2.45V/Cellx24h, Max. Current 0.3CA
Constant Current	-0.2Cx2h+0.1CAx12h
Fast	-0.2Cx2h+0.3CAx4.0h

Cycle service
※ Avoid battery over discharge, especially battery series connection use.
※ Charged with recommend voltage, ensure battery can be full recharged.
In general, recharge capacity should be 1.1-1.15 times discharge capacity.
※ Effect of temperature on cycle charge voltage: -4mV/°C/Cell.
※ There are a number of factors that will affect the length of cyclic service.
The most significant are depth of discharge, ambient temperature, discharge rate, and the manner in which the battery is recharged.
Generally speaking, the most important factors is depth of discharge.