



RA12-120DG (12V120Ah)

RA12-120DG is GEL Deep cycle battery, with 12 years floating design life, superiorly designed for frequent cyclic discharge applications under extreme temperature. By using strong grid to insure reliable performance under frequent cyclic discharge use. 400 cycles could be available at 100% DOD. Offering extra-durable cyclic performance, high efficiency of recovery, that is more suitable for solar, mobility, E-toll, marine, deep discharge UPS etc..



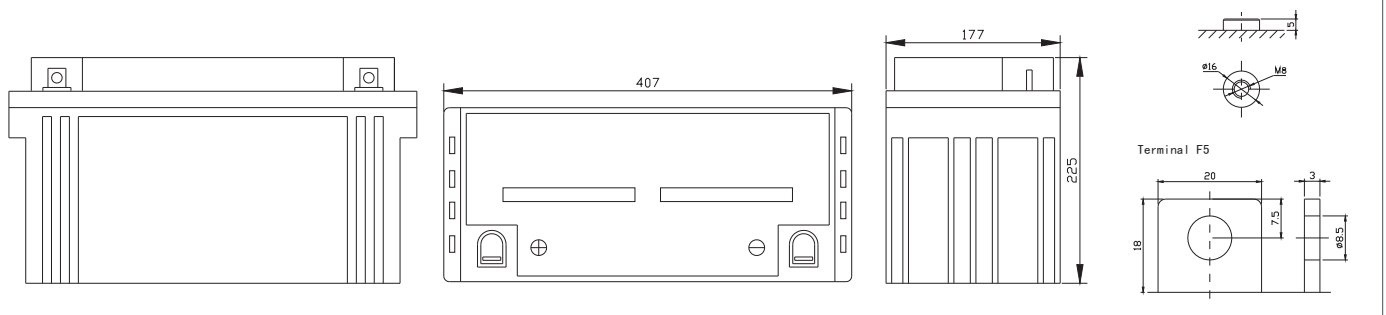
Specification

Cells Per Unit	6
Voltage Per Unit	12
Capacity	120Ah@20hr-rate to 1.75V per cell @25°C
Weight	Approx. 35.5 Kg
Max. Discharge Current	1200 A (5 sec)
Internal Resistance	Approx. 5.0 mΩ
Operating Temperature Range	Discharge: -40°C~60°C Charge:-20°C~50°C Storage: -40°C~60°C
Normal Operating Temperature Range	25°C±5°C
Float charging Voltage	13.6to 13.8 VDC/unit Average at 25°C
Recommended Maximum Charging Current Limit	24A
Equalization and Cycle Service	14.2 to 14.4VDC/unit Average at 25°C
Self Discharge	RITAR Valve Regulated Lead Acid (VRLA) batteries can be stored for more than 6 months at 25°C. Self-discharge ratio less than 3% per month at 25°C. Please charge batteries before using.
Terminal	Terminal F5/F12
Container Material	A.B.S. (UL94-HB), Flammability resistance of UL94-V1 can be available upon request.



Dimensions

Unit: mm Dimension: 407(L)×177(W)×225(H)



Constant Current Discharge Characteristics: A (25°C)

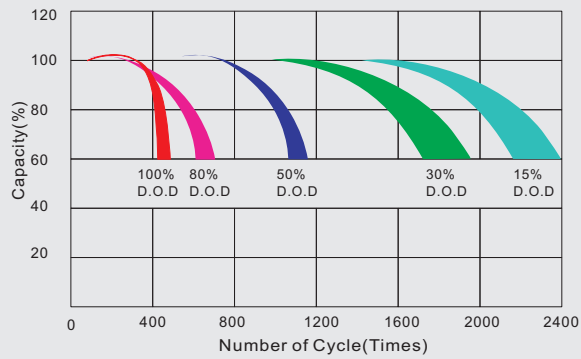
F.V/Time	5MIN	10MIN	15MIN	30MIN	1HR	2HR	3HR	4HR	5HR	8HR	10HR	20HR
9.60V	300.86	215.30	172.83	115.82	70.608	42.251	29.203	23.934	19.590	13.494	11.410	6.2755
10.0V	292.16	204.86	169.28	113.99	70.283	41.933	29.091	23.823	19.475	13.385	11.300	6.1614
10.2V	283.50	197.63	166.63	114.10	69.631	41.615	28.868	23.712	19.360	13.275	11.191	6.0473
10.5V	257.57	184.53	160.52	112.33	68.979	41.298	28.756	23.491	19.130	13.165	11.081	5.9332
10.8V	235.18	170.25	149.68	108.44	67.350	40.556	27.972	22.937	18.784	12.946	10.971	5.8191
11.1V	203.12	153.92	135.80	102.56	63.982	38.756	26.742	21.829	17.977	12.397	10.642	5.4768

Constant Power Discharge Characteristics: W (25°C)

F.V/Time	5MIN	10MIN	15MIN	30MIN	1HR	2HR	3HR	4HR	5HR	8HR	10HR	20HR
9.60V	3111.8	2292.9	1901.1	1320.3	815.92	497.99	347.52	285.29	233.71	161.12	136.35	75.244
10.0V	3050.5	2222.7	1870.6	1305.2	813.97	495.35	347.64	284.92	233.12	160.35	135.49	73.937
10.2V	3015.7	2164.0	1849.5	1308.7	807.68	492.37	346.12	284.31	232.32	159.30	134.29	72.568
10.5V	2777.7	2039.1	1784.9	1290.7	800.42	488.79	344.78	281.65	229.55	157.98	132.97	71.199
10.8V	2559.3	1901.7	1669.0	1249.2	785.65	482.56	335.39	275.24	225.41	155.35	131.65	69.830
11.1V	2273.8	1739.3	1519.6	1184.5	752.02	464.64	320.90	261.94	215.73	148.77	127.70	65.722

All mentioned values are average values.

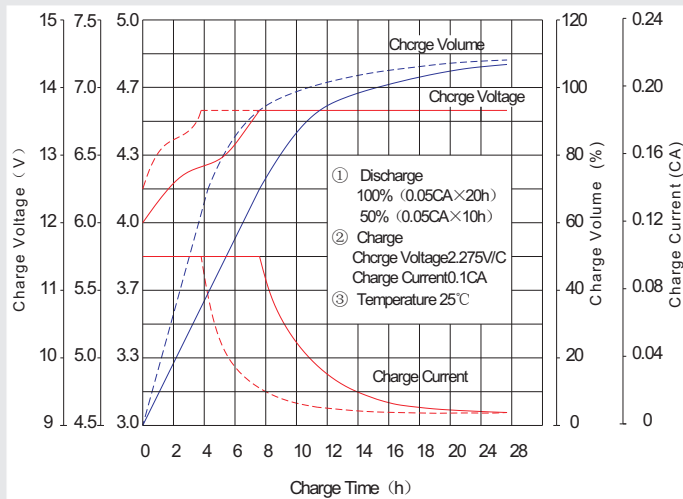
Life characteristics of cyclic use



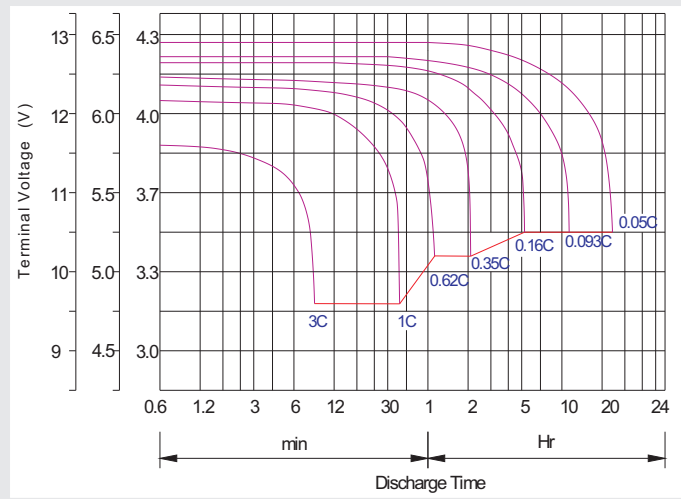
Storage characteristic



Charge characteristic curve for cyclic use



Discharge characteristic curve



Capacity Factors With Different Temperature

Battery Type		-20°C	-10°C	0°C	5°C	10°C	20°C	25°C	30°C	40°C	45°C
GEL Battery	6V&12V	50%	70%	83%	85%	90%	98%	100%	102%	104%	105%
	2V	60%	75%	85%	88%	92%	99%	100%	103%	105%	106%
AGM Battery	6V&12V	46%	66%	76%	83%	90%	98%	100%	103%	107%	109%
	2V	55%	70%	80%	85%	92%	99%	100%	104%	108%	110%

Discharge Current VS. Discharge Voltage

Final Discharge Voltage V/cell	1.75V	1.70V	1.60V
Discharge Current (A)	(A) ≤ 0.2C	0.2C < (A) < 1.0C	(A) ≥ 1.0C

Maintenance & Cautions

Cycle service
※ Avoid battery over discharge, especially battery series connection use.
※ Charged with recommend voltage, ensure battery can be full recharged.
In general, recharge capacity should be 1.1-1.15 times discharge capacity.
※ Effect of temperature on cycle charge voltage: -4mV/°C/Cell.
※ There are a number of factors that will affect the length of cyclic service.
The most significant are depth of discharge, ambient temperature, discharge rate, and the manner in which the battery is recharged.
Generally speaking, the most important factors is depth of discharge.

Charge the batteries at least once every six months, if they are stored at 25°C.

Charging Method:

Constant Voltage	-0.2Cx2h+2.4~2.45V/Cellx24h, Max. Current 0.3CA
Constant Current	-0.2Cx2h+0.1CAx12h
Fast	-0.2Cx2h+0.3CAx4.0h