

RA6-200SDG (6V200Ah)

RA6-200SDG is GEL Deep cycle battery superiorly designed for frequent cyclic discharge applications under extreme temperature. By using strong grid to insure reliable performance under frequent cyclic discharge use. 400 cycles could be available at 100% DOD. Offering extra-durable cyclic performance, high efficiency of recovery ,that is more suitable for solar, mobility, E-toll, marine , deep discharge UPS etc..



Specification

Cells Per Unit	3
Voltage Per Unit	6
Capacity	200Ah@20hr-rate to 1.75V per cell @25°C
Weight	Approx. 30.0Kg
Max. Discharge Current	2000 A (5 sec)
Internal Resistance	Approx. 4.0 mΩ
Operating Temperature Range	Discharge: -40°C~60°C Charge: -20°C~50°C Storage: -40°C~60°C
Normal Operating Temperature Range	25°C±5°C
Float charging Voltage	6.8 to 6.9 VDC/unit Average at 25°C
Recommended Maximum Charging Current Limit	40 A
Equalization and Cycle Service	7.1 to 7.2 VDC/unit Average at 25°C
Self Discharge	RITAR Valve Regulated Lead Acid (VRLA) batteries can be stored for more than 6 months at 25°C. Self-discharge ratio less than 3% per month at 25°C. Please charge batteries before using.
Terminal	Terminal F12
Container Material	A.B.S. (UL94-HB), Flammability resistance of UL94-V1 can be available upon request.



MH28539



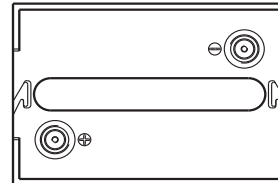

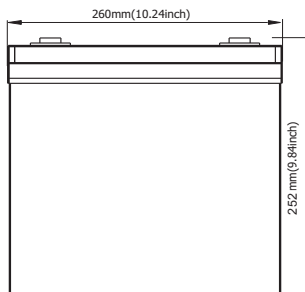
G4M20206-0910-E-16



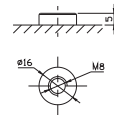
ISO9001:2000 Certificate

Dimensions

Unit: mm Dimension: 260(L)×180(W)×252(H)



Terminal F12



Constant Current Discharge Characteristics: A (25°C)

F.V/Time	5MIN	10MIN	15MIN	30MIN	1HR	2HR	3HR	4HR	5HR	8HR	10HR	20HR
4.80V	501.4	358.8	288.1	193.0	117.7	70.42	48.67	39.89	32.65	22.49	19.02	10.46
5.00V	486.9	341.4	282.1	190.0	117.1	69.89	48.49	39.70	32.46	22.31	18.83	10.27
5.10V	472.5	329.4	277.7	190.2	116.1	69.36	48.11	39.52	32.27	22.12	18.65	10.08
5.25V	429.3	307.5	267.5	187.2	115.0	68.83	47.93	39.15	31.88	21.94	18.47	9.889
5.40V	392.0	283.7	249.5	180.7	112.2	67.59	46.62	38.23	31.31	21.58	18.29	9.699
5.55V	338.5	256.5	226.3	170.9	106.6	64.59	44.57	36.38	29.96	20.66	17.74	9.128

Constant Power Discharge Characteristics: W (25°C)

F.V/Time	5MIN	10MIN	15MIN	30MIN	1HR	2HR	3HR	4HR	5HR	8HR	10HR	20HR
4.80V	2593	1911	1584	1100	679.9	415.0	289.6	237.7	194.8	134.3	113.6	62.70
5.00V	2542	1852	1559	1088	678.3	412.8	289.7	237.4	194.3	133.6	112.9	61.61
5.10V	2513	1803	1541	1091	673.1	410.3	288.4	236.9	193.6	132.7	111.9	60.47
5.25V	2315	1699	1487	1076	667.0	407.3	287.3	234.7	191.3	131.7	110.8	59.33
5.40V	2133	1585	1391	1041	654.7	402.1	279.5	229.4	187.8	129.5	109.7	58.19
5.55V	1895	1449	1266	987.1	626.7	387.2	267.4	218.3	179.8	124.0	106.4	54.77

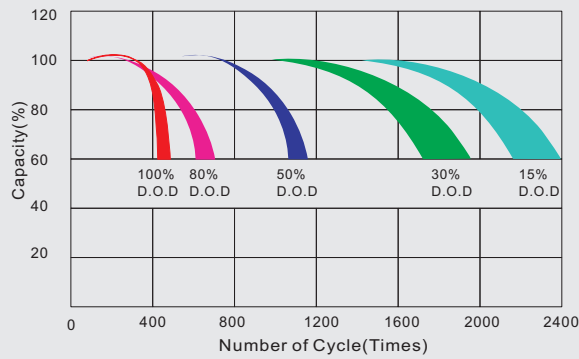
All mentioned values are average values.

RA6-200SDG

6V200Ah



Life characteristics of cyclic use



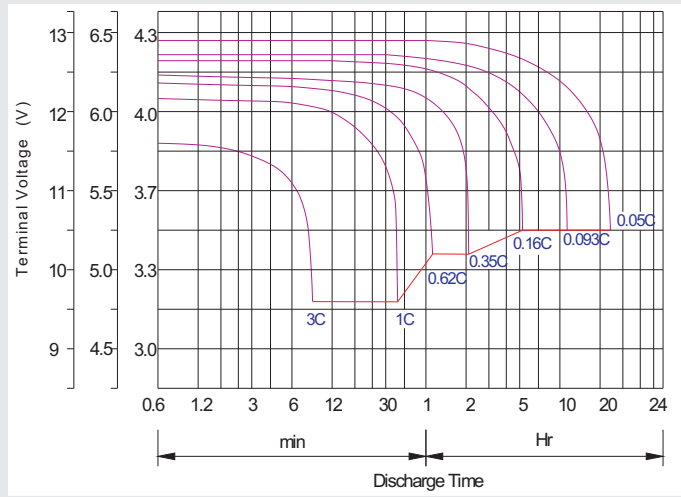
Storage characteristic



Charge characteristic curve for cyclic use



Discharge characteristic curve



Capacity Factors With Different Temperature

Battery Type		-20°C	-10°C	0°C	5°C	10°C	20°C	25°C	30°C	40°C	45°C
GEL Battery	6V&12V	50%	70%	83%	85%	90%	98%	100%	102%	104%	105%
	2V	60%	75%	85%	88%	92%	99%	100%	103%	105%	106%
AGM Battery	6V&12V	46%	66%	76%	83%	90%	98%	100%	103%	107%	109%
	2V	55%	70%	80%	85%	92%	99%	100%	104%	108%	110%

Discharge Current VS. Discharge Voltage

Final Discharge Voltage V/cell	1.75V	1.70V	1.60V
Discharge Current (A)	(A) ≤ 0.2C	0.2C < (A) < 1.0C	(A) ≥ 1.0C

Maintenance & Cautions

Cycle service

- ※ Avoid battery over discharge, especially battery series connection use.
- ※ Charged with recommend voltage, ensure battery can be full recharged.
- In general, recharge capacity should be 1.1-1.15 times discharge capacity.
- ※ Effect of temperature on cycle charge voltage: -4mV/°C/Cell.
- ※ There are a number of factors that will affect the length of cyclic service.
- The most significant are depth of discharge, ambient temperature, discharge rate, and the manner in which the battery is recharged.
- Generally speaking, the most important factors is depth of discharge.

Charge the batteries at least once every six months, if they are stored at 25°C.

Charging Method:

Constant Voltage	-0.2Cx2h+2.4~2.45V/Cellx24h, Max. Current 0.3CA
Constant Current	-0.2Cx2h+0.1CAx12h
Fast	-0.2Cx2h+0.3CAx4.0h