



RL 21000G (2V1000Ah)

RL21000G is GEL standby battery with 18~20 years floating design life time .The solid Gel protects no way to suffer electrolyte stratification and ensure mild corrosion, its special separator eradicates infection between plates to prevent short circuit. it offers extra-durable performance under extreme temperature.



Specification

| | |
|--|---|
| Cells Per Unit | 1 |
| Voltage Per Unit | 2 |
| Capacity | 1000Ah@20hr-rate to 1.75V per cell @25°C |
| Weight | Approx. 62.0 Kg |
| Max. Discharge Current | 4000 A (5 sec) |
| Internal Resistance | Approx. 0.83 mΩ |
| Operating Temperature Range | Discharge: -40°C~60°C Charge: -20°C~50°C Storage: -40°C~60°C |
| Normal Operating Temperature Range | 25°C±5°C |
| Float charging Voltage | 2.27 to 2.3 VDC/unit Average at 25°C |
| Recommended Maximum Charging Current Limit | 200 A |
| Equalization and Cycle Service | 2.37 to 2.4 VDC/unit Average at 25°C |
| Self Discharge | RITAR Valve Regulated Lead Acid (VRLA) batteries can be stored for more than 6 months at 25°C. Self-discharge ratio less than 3% per month at 25°C. Please charge batteries before using. |
| Terminal | Thread insert & Bolt (F10) |
| Container Material | A.B.S. (UL94-HB), Flammability resistance of UL94-V1 can be available upon request. |



MH28539



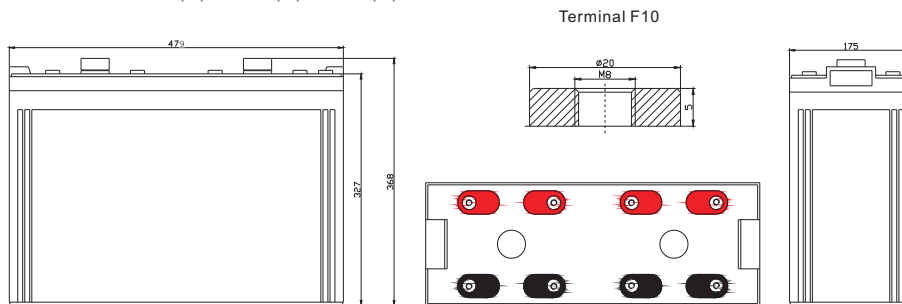
G4M20206-0910-E-16



ISO9001:2000 Certificate

Dimensions

Unit: mm Dimension: 479(L)×175(W)×327(H)



Constant Current Discharge Characteristics : A(25°C)

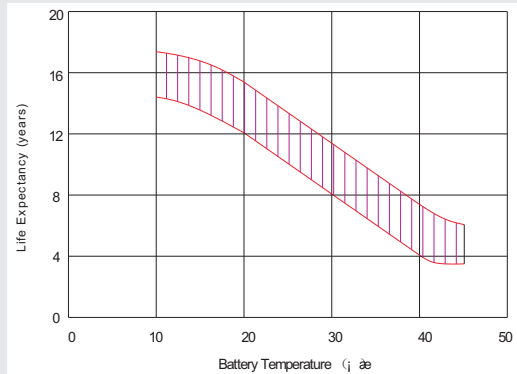
| F.V/Time | 15MIN | 30MIN | 1HR | 2HR | 3HR | 4HR | 5HR | 6HR | 8HR | 10HR | 20HR |
|----------|-------|-------|-------|-------|-------|-------|-------|-------|-------|-------|-------|
| 1.60V | 1222 | 946.2 | 608.9 | 362.0 | 269.6 | 214.9 | 181.0 | 152.0 | 122.7 | 102.6 | 52.82 |
| 1.65V | 1162 | 908.5 | 582.5 | 348.8 | 258.3 | 207.4 | 173.4 | 148.3 | 117.2 | 98.90 | 50.93 |
| 1.70V | 1083 | 856.5 | 571.2 | 343.1 | 252.6 | 205.5 | 171.6 | 144.7 | 115.4 | 97.06 | 49.99 |
| 1.75V | 961.9 | 761.3 | 526.0 | 324.3 | 239.4 | 194.2 | 164.0 | 137.4 | 111.7 | 95.23 | 49.05 |
| 1.80V | 828.0 | 702.0 | 495.8 | 309.2 | 230.0 | 192.3 | 158.4 | 135.5 | 109.9 | 91.57 | 47.16 |
| 1.85V | 700.2 | 632.0 | 458.1 | 292.2 | 218.7 | 177.2 | 150.8 | 128.2 | 104.4 | 87.91 | 45.27 |

Constant Power Discharge Characteristics : W(25°C)

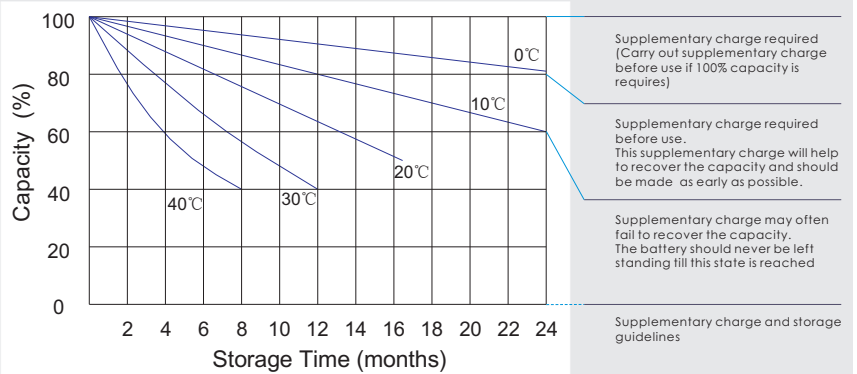
| F.V/Time | 15MIN | 30MIN | 1HR | 2HR | 3HR | 4HR | 5HR | 6HR | 8HR | 10HR | 20HR |
|----------|-------|-------|-------|-------|-------|-------|-------|-------|-------|-------|-------|
| 1.60V | 2139 | 1682 | 1088 | 654.2 | 490.2 | 394.0 | 333.7 | 287.5 | 228.9 | 194.1 | 99.98 |
| 1.65V | 2083 | 1673 | 1084 | 644.8 | 488.3 | 390.3 | 329.9 | 283.9 | 227.1 | 192.3 | 99.03 |
| 1.70V | 1968 | 1557 | 1050 | 635.3 | 473.2 | 384.6 | 326.2 | 278.4 | 223.4 | 190.5 | 98.09 |
| 1.75V | 1753 | 1402 | 980.3 | 607.1 | 456.2 | 371.4 | 313.0 | 265.6 | 217.9 | 185.0 | 95.26 |
| 1.80V | 1517 | 1293 | 923.8 | 580.7 | 437.4 | 360.1 | 303.5 | 260.1 | 210.6 | 179.5 | 92.43 |
| 1.85V | 1294 | 1165 | 852.1 | 546.7 | 416.6 | 331.8 | 290.3 | 245.4 | 201.5 | 174.0 | 89.60 |

All mentioned values are average values.

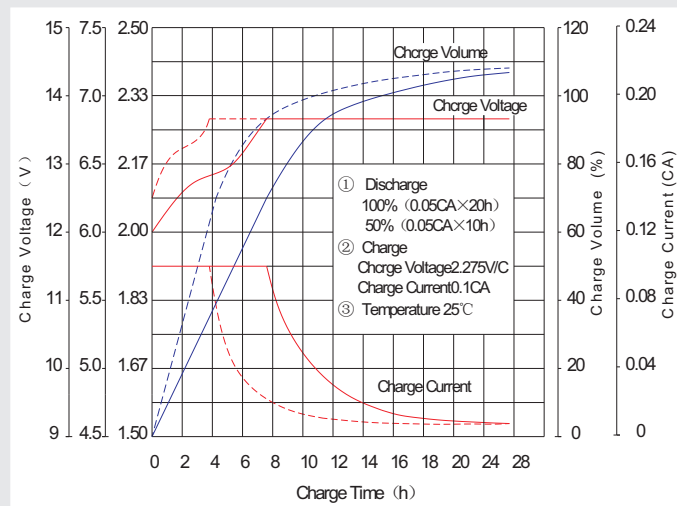
Effect of temperature on long term float life



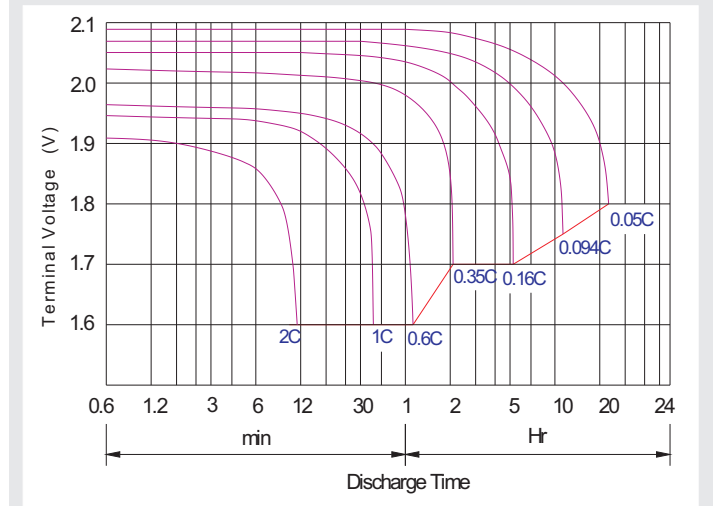
Storage characteristic



Charge characteristic Curve for standby use



Discharge characteristic Curve



Capacity Factors With Different Temperature

| Battery Type | | -20°C | -10°C | 0°C | 5°C | 10°C | 20°C | 25°C | 30°C | 40°C | 45°C |
|--------------|--------|-------|-------|-----|-----|------|------|------|------|------|------|
| GEL Battery | 6V&12V | 50% | 70% | 83% | 85% | 90% | 98% | 100% | 102% | 104% | 105% |
| | 2V | 60% | 75% | 85% | 88% | 92% | 99% | 100% | 103% | 105% | 106% |
| AGM Battery | 6V&12V | 46% | 66% | 76% | 83% | 90% | 98% | 100% | 103% | 107% | 109% |
| | 2V | 55% | 70% | 80% | 85% | 92% | 99% | 100% | 104% | 108% | 110% |

Discharge Current VS. Discharge Voltage

| Final Discharge Voltage V/cell | 1.75V | 1.70V | 1.60V |
|--------------------------------|------------|-------------------|------------|
| Discharge Current (A) | (A) ≤ 0.2C | 0.2C < (A) < 1.0C | (A) ≥ 1.0C |

Charge the batteries at least once every six months, if they are stored at 25°C.

Charging Method:

| | |
|------------------|--|
| Constant Voltage | -0.2Cx2h+2.40~2.45V,24h,Max. Current 0.2CA |
| Constant Current | -0.2Cx2h+0.1CAx12h |
| Fast | -0.2Cx2h+0.3CAx4.0h |

Maintenance & Cautions

| |
|---|
| Float Service: |
| ※ Every month, recommend inspection every battery voltage. |
| ※ Every three months, recommend equalization charge for one time. |
| Equalization charge method: |
| Discharge: 100% rate capacity discharge. |
| Charge: Max. current 0.3CA, constant voltage 2.4-2.45V/Cell charge 24h. |
| ※ Effect of temperature on float charge voltage: -3mV/°C/Cell. |
| ※ Length of service life will be directly affected by the number of discharge cycles, depth of discharge, ambient temperature and charging voltage. |