

FT12-105G(12V105Ah)

RITAR®

Specification

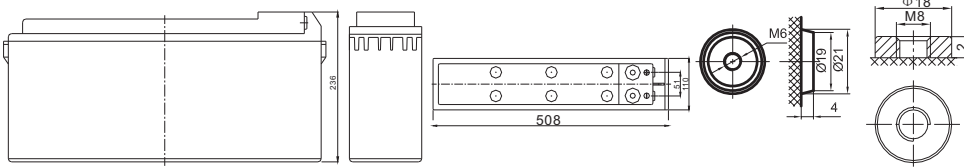
Cells Per Unit	6
Voltage Per Unit	12
Capacity	105Ah@20hr-rate to 1.75V per cell @25°C
Weight	Approx. 32.5 Kg (Tolerance ±2%)
Internal Resistance	Approx. 7.5 mΩ
Terminal	F14(M8)/F8(M8)
Max. Discharge Current	1050A (5 sec)
Design Life	15 years (floating charge)
Maximum Charging Current	21.0 A
Reference Capacity	C3 71.7AH C5 79.5AH C10 91.2AH C20 105.0AH
Float Charging Voltage	13.6 V~13.8 V @ 25°C Temperature Compensation: -3mV/°C/Cell
Cycle Use Voltage	14.2 V~14.4 V @ 25°C Temperature Compensation: -4mV/°C/Cell
Operating Temperature Range	Discharge: -40°C~60°C Charge: -20°C~50°C Storage: -40°C~60°C
Normal Operating Temperature Range	25°C ±5°C
Self Discharge	RITAR Valve Regulated Lead Acid (VRLA) batteries can be stored for up to 6 months at 25°C and then recharging is recommended. Monthly Self-discharge ratio is less than 3% at 25°C. Please charged batteries before using.
Container Material	A.B.S. UL94-HB, UL94-V0 Optional.



FTG (Deep Cycle GEL) series is pure GEL battery with 15 years floating design life, it is ideal for standby or frequent cyclic discharge applications under extreme environments. By using strong grids, high purity lead and patented Gel electrolyte, the FTG series offers excellent recovery capability after deep discharge under frequent cyclic discharge use, and can deliver 450 cycles at 100% DOD. Suitable for solar & wind system, CATV, marine, RV and deep discharge UPS, and telecommunication, etc.



Dimensions



Length	508±2mm (20.0 inches)
Width	110±2mm (4.33 inches)
Height	236±2mm (9.29 inches)
Total Height	236±2mm (9.29 inches)
Terminal	Value
M5	6~7 N*m
M6	8~10 N*m
M8	10~12 N*m

F8 Terminal F14 Terminal Unit: mm

Constant Current Discharge Characteristics : A(25°C)

F.V/Time	15MIN	30MIN	1HR	2HR	3HR	4HR	5HR	8HR	10HR	20HR
1.60V	143.7	96.3	58.7	35.1	24.3	19.9	16.3	11.2	9.48	5.78
1.65V	140.7	95.4	58.4	34.9	24.2	19.8	16.2	11.1	9.39	5.57
1.70V	138.5	94.8	57.9	34.6	24.0	19.7	16.1	11.0	9.30	5.41
1.75V	133.4	93.4	57.3	34.3	23.9	19.5	15.9	10.9	9.21	5.25
1.80V	124.4	90.1	56.0	33.7	23.3	19.1	15.6	10.8	9.12	4.94
1.85V	112.9	85.3	53.2	32.2	22.2	18.1	14.9	10.3	8.85	4.73

Constant Power Discharge Characteristics : WPC(25°C)

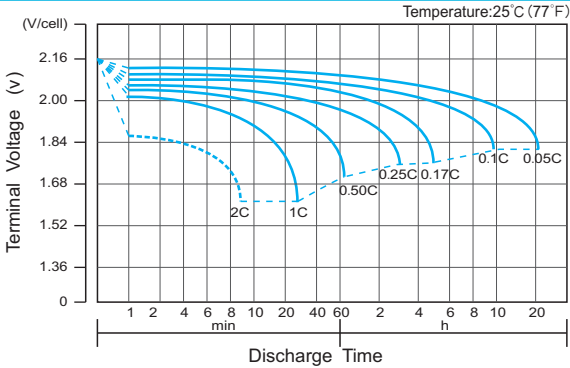
F.V/Time	15MIN	30MIN	1HR	2HR	3HR	4HR	5HR	8HR	10HR	20HR
1.60V	263	183	113	69.0	48.2	39.5	32.4	22.3	18.9	10.2
1.65V	259	181	113	68.6	48.2	39.5	32.3	22.2	18.8	10.0
1.70V	256	181	112	68.2	48.0	39.4	32.2	22.1	18.6	9.85
1.75V	247	179	111	67.7	47.8	39.0	31.8	21.9	18.4	9.66
1.80V	231	173	109	66.9	46.5	38.1	31.2	21.5	18.2	9.48
1.85V	211	164	104	64.4	44.5	36.3	29.9	20.6	17.7	8.92

(Note) The above characteristics data are average values obtained within three charge/discharge cycle not the minimum values.

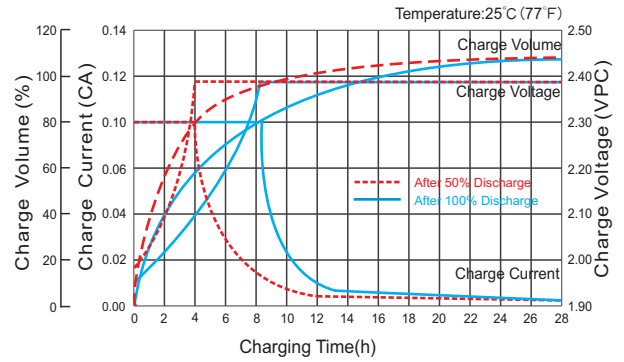
FT12-105G(12V105Ah)



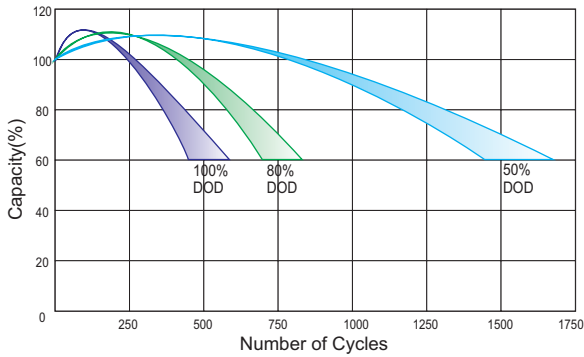
Discharge Characteristics Curve



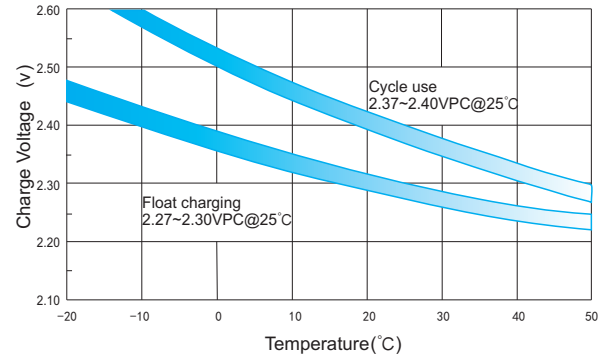
Charge Characteristic Curve for Cycle Use(IU)



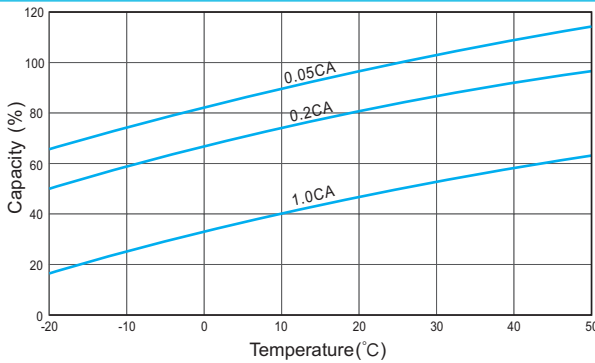
Cycle Life in Relation to Depth of Discharge



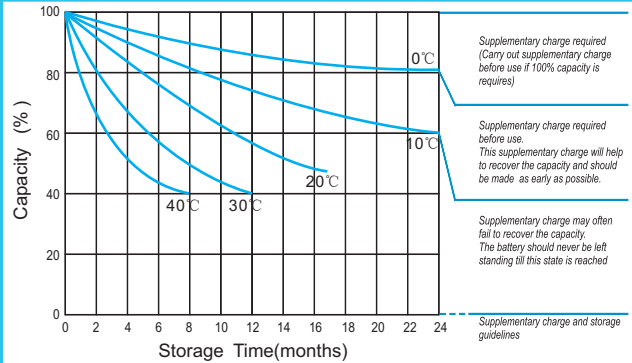
Relationship Between Charging Voltage and Temperature



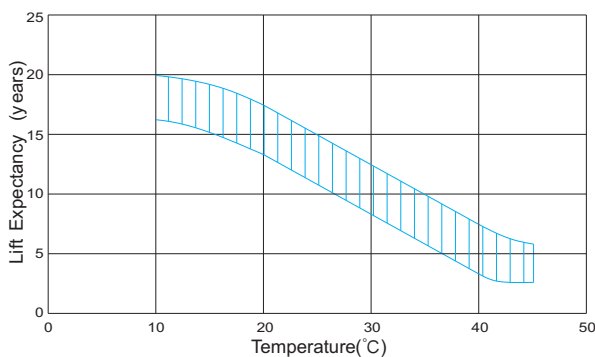
Temperature Effects on Capacity



Storage Characteristics



Effect of Temperature on Long Term Life



Relationship of OCV And State of Charge(20°C)

