

FT12-55G(12V55Ah)



Specification

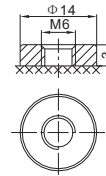
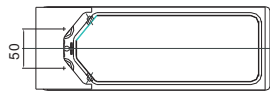
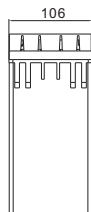
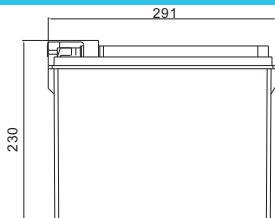
Cells Per Unit	6
Voltage Per Unit	12
Capacity	55Ah@20hr-rate to 1.75V per cell @25°C
Weight	Approx. 18.0 Kg (Tolerance ±2%)
Internal Resistance	Approx. 9 mΩ
Terminal	F11(M6)
Max. Discharge Current	550A (5 sec)
Design Life	15 years (floating charge)
Maximum Charging Current	11.0 A
Reference Capacity	C3 37.5AH C5 43.3AH C10 48.2AH C20 55.0AH
Float Charging Voltage	13.6 V~13.8 V @ 25°C Temperature Compensation: -3mV/°C/Cell
Cycle Use Voltage	14.2 V~14.4 V @ 25°C Temperature Compensation: -4mV/°C/Cell
Operating Temperature Range	Discharge: -40°C~60°C Charge: -20°C~50°C Storage: -40°C~60°C
Normal Operating Temperature Range	25°C ±5°C
Self Discharge	RITAR Valve Regulated Lead Acid (VRLA) batteries can be stored for up to 6 months at 25°C and then recharging is recommended. Monthly Self-discharge ratio is less than 3% at 25°C. Please charged batteries before using.
Container Material	A.B.S. UL94-HB, UL94-V0 Optional.



FTG (Deep Cycle GEL) series is pure GEL battery with 15 years floating design life, it is ideal for standby or frequent cyclic discharge applications under extreme environments. By using strong grids, high purity lead and patented Gel electrolyte, the FTG series offers excellent recovery capability after deep discharge under frequent cyclic discharge use, and can deliver 450 cycles at 100% DOD. Suitable for solar & wind system, CATV, marine, RV and deep discharge UPS, and telecommunication, etc.



Dimensions



F11 Terminal

Length	291±2mm (11.5 inches)
Width	106±2mm (4.17 inches)
Height	230±2mm (9.06 inches)
Total Height	230±2mm (9.06 inches)
Terminal	Value
M5	6~7 N*m
M6	8~10 N*m
M8	10~12 N*m

Unit: mm

Constant Current Discharge Characteristics : A(25°C)

F.V/Time	15MIN	30MIN	1HR	2HR	3HR	4HR	5HR	8HR	10HR	20HR
1.60V	79.8	52.5	30.7	18.4	12.7	10.5	8.85	6.05	5.02	3.03
1.65V	78.1	51.6	30.6	18.2	12.6	10.5	8.80	6.00	4.97	2.92
1.70V	76.9	51.1	30.3	18.1	12.6	10.4	8.75	5.95	4.92	2.83
1.75V	74.1	51.2	30.0	18.0	12.5	10.3	8.65	5.90	4.87	2.75
1.80V	69.1	50.9	29.3	17.6	12.2	10.1	8.49	5.80	4.82	2.59
1.85V	62.7	48.1	27.9	16.9	11.6	9.59	8.13	5.56	4.68	2.48

Constant Power Discharge Characteristics : WPC(25°C)

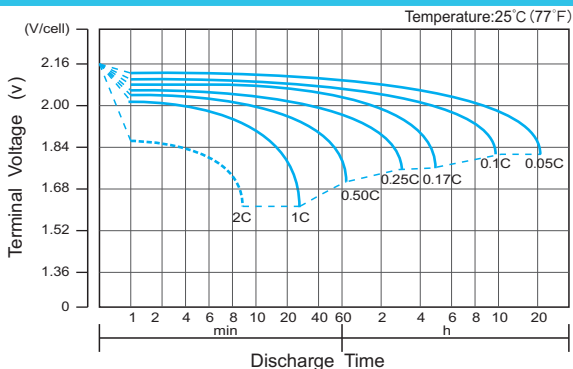
F.V/Time	15MIN	30MIN	1HR	2HR	3HR	4HR	5HR	8HR	10HR	20HR
1.60V	145	98.1	59.2	36.1	25.2	20.9	17.6	12.0	10.0	5.35
1.65V	143	97.0	59.1	35.9	25.2	20.9	17.6	12.0	9.93	5.26
1.70V	141	97.2	58.6	35.7	25.1	20.8	17.5	11.9	9.84	5.16
1.75V	136	97.5	58.1	35.5	25.0	20.6	17.3	11.8	9.74	5.06
1.80V	127	96.9	57.0	35.0	24.3	20.2	17.0	11.6	9.65	4.96
1.85V	116	92.1	54.6	33.7	23.3	19.2	16.3	11.1	9.36	4.67

(Note) The above characteristics data are average values obtained within three charge/discharge cycle not the minimum values.

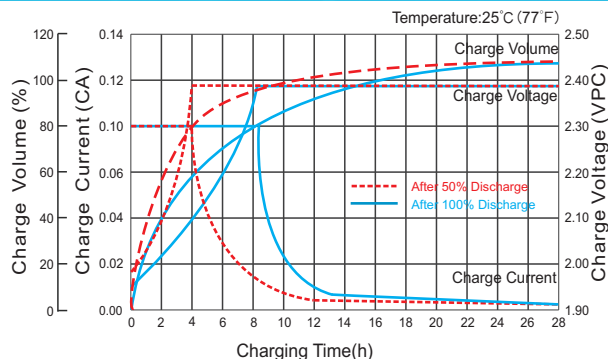
FT12-55G(12V55Ah)



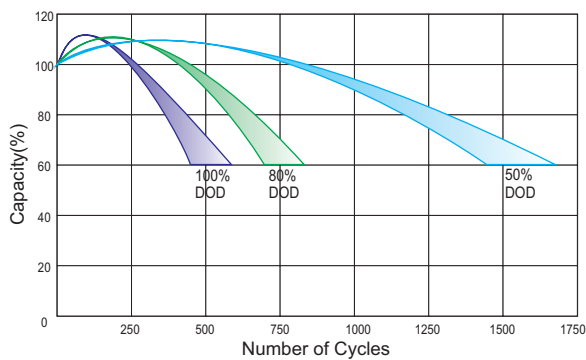
Discharge Characteristics Curve



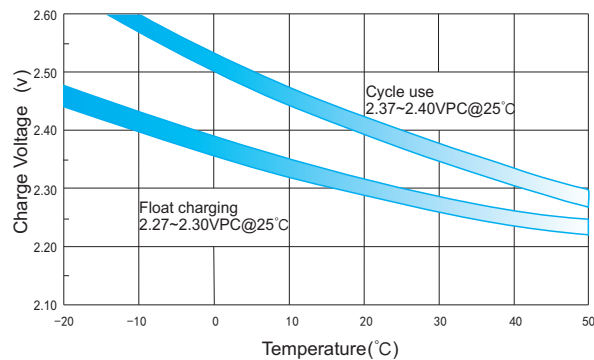
Charge Characteristic Curve for Cycle Use(IU)



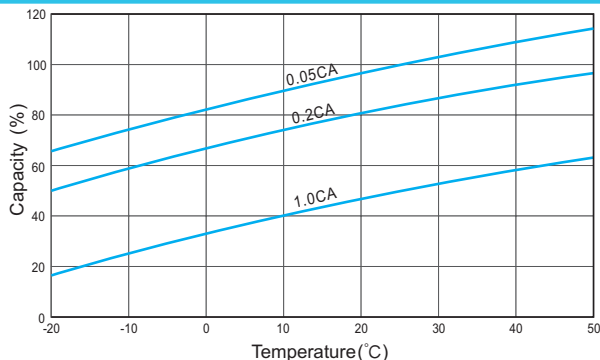
Cycle Life in Relation to Depth of Discharge



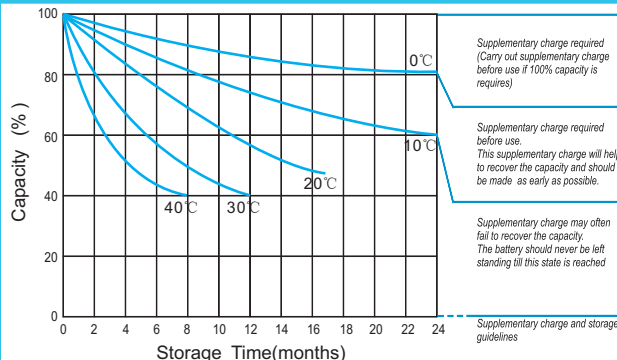
Relationship Between Charging Voltage and Temperature



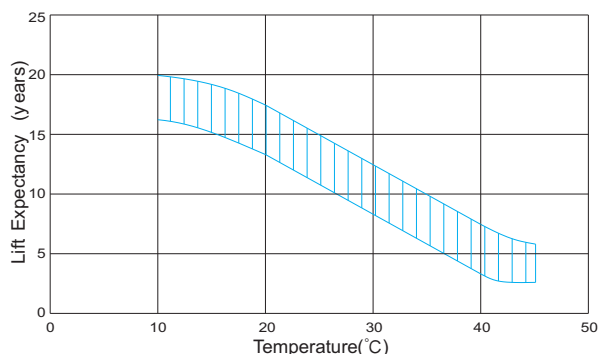
Temperature Effects on Capacity



Storage Characteristics



Effect of Temperature on Long Term Life



Relationship of OCV And State of Charge(20°C)

