



RT636(6V3.6Ah)

Specification

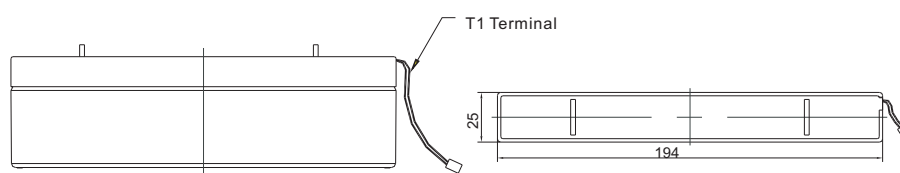
Cells Per Unit	3
Voltage Per Unit	6
Nominal Capacity	3.6Ah@20hour-rate to 1.75V per cell @25°C
Weight	Approx. 0.65 Kg (Tolerance ±5.0%)
Internal Resistance	Approx. 32 mΩ
Terminal	T1
Max. Discharge Current	36A (5 sec)
Short Circuit Current	187A
Design Life	6~8 years (Float charging)
Recommended Maximum Charging Current	1.08 A
Reference Capacity	C3 2.79AH C5 3.16AH C10 3.38AH C20 3.62AH
Standby Use Voltage	6.85 V~6.95 V @ 25°C Temperature Compensation: -3mV/°C/Cell
Cycle Use Voltage	7.30 V~7.40 V @ 25°C Temperature Compensation: -4mV/°C/Cell
Operating Temperature Range	Discharge: -20°C~60°C Charge: 0°C~50°C Storage: -20°C~60°C
Normal Operating Temperature Range	25°C±5°C
Self Discharge	RITAR Valve Regulated Lead Acid (VRLA) batteries can be stored for up to 6 months at 25°C and then recharging is recommended. Monthly Self-discharge ratio is less than 3% at 25°C. Please charge batteries before using.
Container Material	A.B.S. UL94-HB, UL94-V0 Optional.



RT series is a general purpose battery with 6~8 years design life in float service. It meets with IEC, JIS, BS and YDT standards. With advanced AGM valve regulated technology and high purity raw material, the RT series battery maintains high consistency for better performance and reliable standby service life. It is suitable for UPS/EPS, Telecom, power grid, medical equipment, emergency light and security system applications.



Dimensions



Length	194±1.5mm (7.63 inches)
Width	25±1.5mm (0.98 inches)
Height	62±1.5mm (2.44 inches)
Total Height	62±1.5mm (2.44 inches)
Terminal	Value
M5	6~7 N*m
M6	8~10 N*m
M8	10~12 N*m

Unit: mm

Constant Current Discharge Characteristics : A (25°C)

F.V/Time	5MIN	10MIN	15MIN	30MIN	1HR	2HR	3HR	4HR	5HR	8HR	10HR	20HR
1.60V	14.27	9.309	6.867	3.974	2.296	1.355	0.985	0.784	0.662	0.442	0.360	0.187
1.65V	13.76	9.031	6.687	3.887	2.254	1.335	0.972	0.775	0.654	0.438	0.357	0.186
1.70V	13.09	8.667	6.451	3.772	2.197	1.309	0.954	0.762	0.644	0.432	0.352	0.184
1.75V	12.22	8.196	6.143	3.621	2.123	1.274	0.931	0.744	0.631	0.424	0.346	0.181
1.80V	11.14	7.595	5.747	3.425	2.027	1.228	0.901	0.722	0.613	0.414	0.338	0.178
1.85V	9.802	6.843	5.246	3.175	1.902	1.168	0.861	0.692	0.589	0.400	0.328	0.173

Constant Power Discharge Characteristics : WPC (25°C)

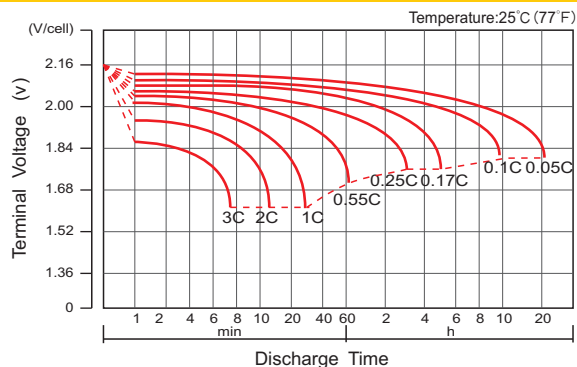
F.V/Time	5MIN	10MIN	15MIN	30MIN	1HR	2HR	3HR	4HR	5HR	8HR	10HR	20HR
1.60V	24.57	16.06	12.19	7.33	4.36	2.61	1.91	1.53	1.30	0.88	0.72	0.37
1.65V	24.31	15.99	12.12	7.27	4.32	2.59	1.90	1.52	1.29	0.87	0.71	0.37
1.70V	23.38	15.52	11.79	7.10	4.23	2.54	1.87	1.50	1.27	0.86	0.70	0.37
1.75V	22.24	14.94	11.39	6.88	4.11	2.49	1.83	1.47	1.25	0.85	0.69	0.36
1.80V	20.61	14.09	10.81	6.58	3.94	2.41	1.78	1.43	1.22	0.83	0.68	0.36
1.85V	18.46	12.92	10.01	6.16	3.72	2.31	1.71	1.37	1.17	0.80	0.66	0.35

(Note) The above characteristics data are average values obtained within three charge/discharge cycle not the minimum values.

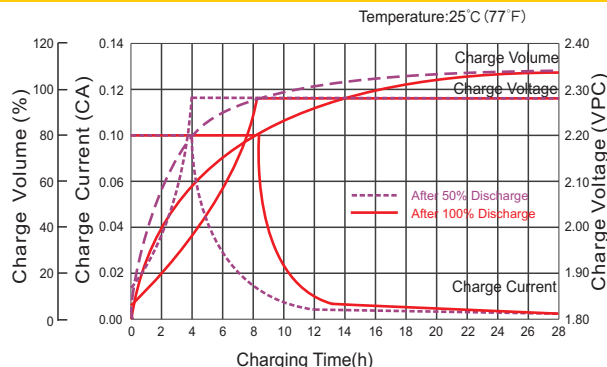
RT636(6V3.6Ah)



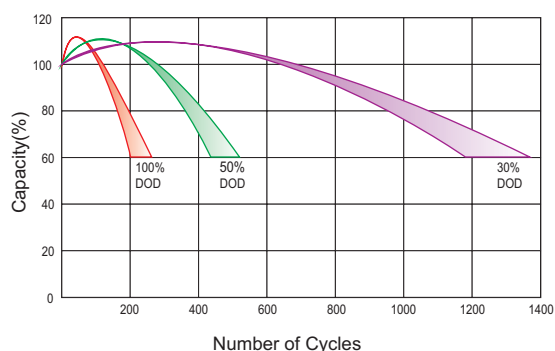
Discharge Characteristics Curve



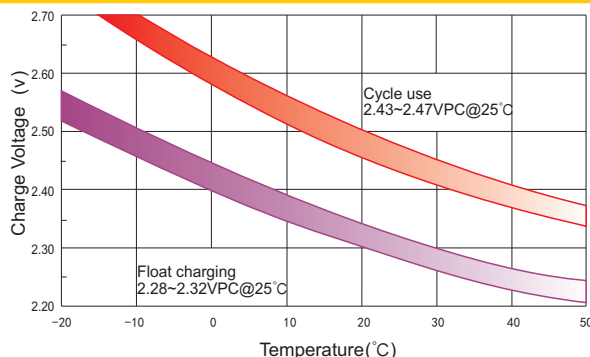
Charge Characteristic Curve For Standby Use



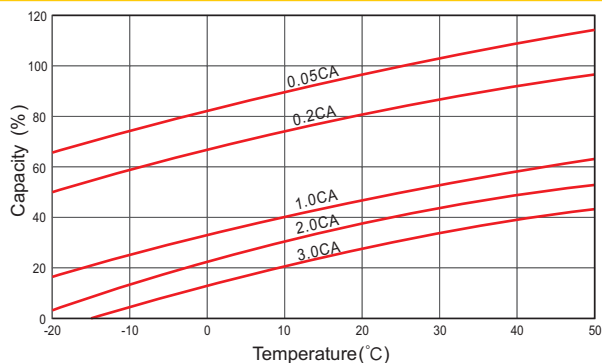
Cycle Life In Relation To Depth Of Discharge



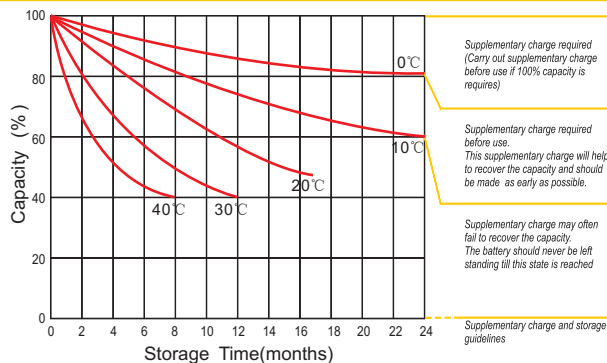
Relationship Between Charging Voltage And Temperature



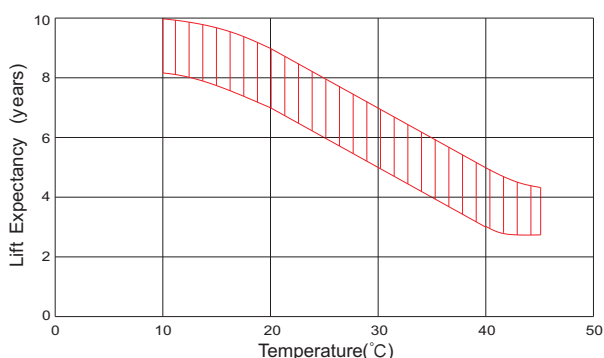
Temperature Effects On Capacity



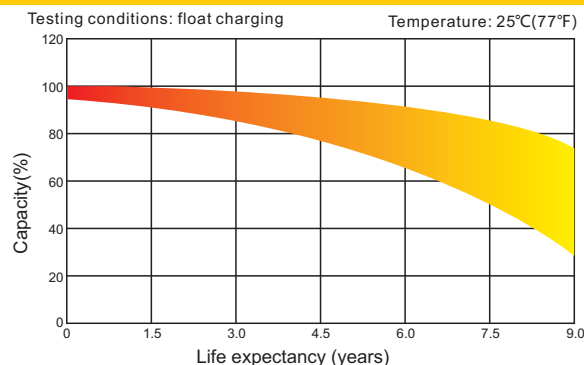
Storage Characteristics



Effect Of Temperature On Long Term Life



Life Characteristics Of Standby Use



(Note) All above information shall be changed without prior notice, Ritar reserves the right to explain and update the latest information.