



RT655(6V5.5Ah)

Specification

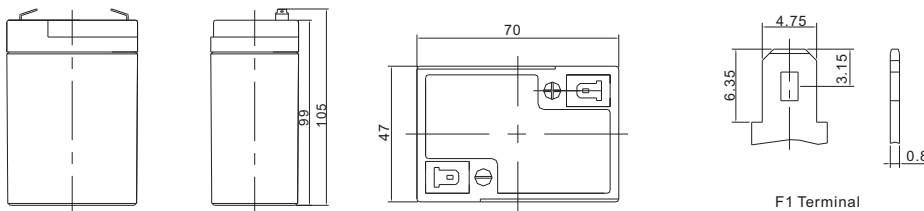


RT series is a general purpose battery with 6~8 years design life in float service. It meets with IEC, JIS, BS and YDT standards. With advanced AGM valve regulated technology and high purity raw material, the RT series battery maintains high consistency for better performance and reliable standby service life. It is suitable for UPS/EPS, Telecom, power grid, medical equipment, emergency light and security system applications.

Cells Per Unit	3
Voltage Per Unit	6
Nominal Capacity	5.5Ah@20hour-rate to 1.75V per cell @25°C
Weight	Approx. 0.80 Kg (Tolerance ±5.0%)
Internal Resistance	Approx. 20 mΩ
Terminal	F1/F2
Max. Discharge Current	55A (5 sec)
Short Circuit Current	275A
Design Life	6~8 years (Float charging)
Recommended Maximum Charging Current	1.65A
Reference Capacity	C3 4.27AH C5 4.82AH C10 5.17AH C20 5.54AH
Standby Use Voltage	6.85 V~6.95 V @ 25°C Temperature Compensation: -3mV/°C/Cell
Cycle Use Voltage	7.30 V~7.40 V @ 25°C Temperature Compensation: -4mV/°C/Cell
Operating Temperature Range	Discharge: -20°C~60°C Charge: 0°C~50°C Storage: -20°C~60°C
Normal Operating Temperature Range	25°C ±5°C
Self Discharge	RITAR Valve Regulated Lead Acid (VRLA) batteries can be stored for up to 6 months at 25°C and then recharging is recommended. Monthly Self-discharge ratio is less than 3% at 25°C. Please charge batteries before using.
Container Material	A.B.S. UL94-HB, UL94-V0 Optional.



Dimensions



Length	70±1.5mm (2.76 inches)
Width	47±1.5mm (1.85 inches)
Height	99±1.5mm (3.90 inches)
Total Height	105±1.5mm (4.13 inches)
Terminal	Value
M5	6~7 N*m
M6	8~10 N*m
M8	10~12 N*m

Unit: mm

Constant Current Discharge Characteristics : A (25°C)

F.V/Time	5MIN	10MIN	15MIN	30MIN	1HR	2HR	3HR	4HR	5HR	8HR	10HR	20HR
1.60V	21.81	14.22	10.49	6.072	3.508	2.070	1.505	1.198	1.011	0.676	0.550	0.286
1.65V	21.02	13.80	10.22	5.938	3.443	2.040	1.485	1.183	1.000	0.669	0.545	0.284
1.70V	19.99	13.24	9.855	5.762	3.357	1.999	1.458	1.164	0.984	0.660	0.538	0.281
1.75V	18.68	12.52	9.385	5.531	3.244	1.946	1.423	1.137	0.964	0.648	0.529	0.277
1.80V	17.02	11.60	8.780	5.232	3.096	1.876	1.376	1.103	0.936	0.632	0.517	0.272
1.85V	14.97	10.45	8.015	4.850	2.906	1.785	1.315	1.057	0.900	0.611	0.500	0.264

Constant Power Discharge Characteristics : WPC (25°C)

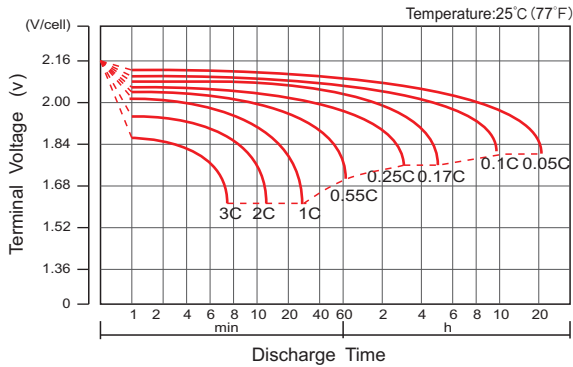
F.V/Time	5MIN	10MIN	15MIN	30MIN	1HR	2HR	3HR	4HR	5HR	8HR	10HR	20HR
1.60V	37.53	24.54	18.62	11.19	6.66	3.98	2.92	2.33	1.98	1.34	1.10	0.57
1.65V	37.14	24.44	18.51	11.11	6.60	3.95	2.90	2.32	1.97	1.33	1.09	0.57
1.70V	35.72	23.71	18.01	10.84	6.46	3.89	2.85	2.28	1.94	1.31	1.08	0.56
1.75V	33.97	22.83	17.40	10.52	6.27	3.80	2.79	2.24	1.91	1.29	1.06	0.56
1.80V	31.49	21.52	16.51	10.05	6.02	3.68	2.71	2.18	1.86	1.26	1.04	0.55
1.85V	28.20	19.74	15.29	9.41	5.69	3.52	2.60	2.10	1.79	1.22	1.01	0.53

(Note) The above characteristics data are average values obtained within three charge/discharge cycle not the minimum values.

RT655(6V5.5Ah)



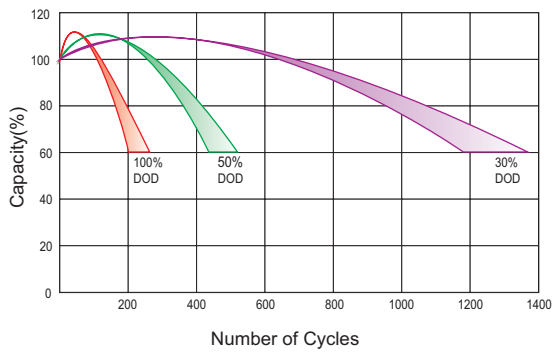
Discharge Characteristics Curve



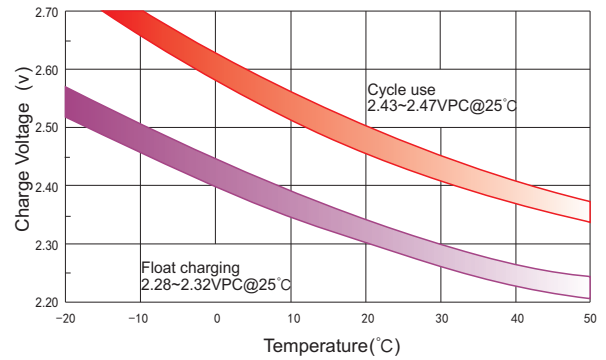
Charge Characteristic Curve For Standby Use



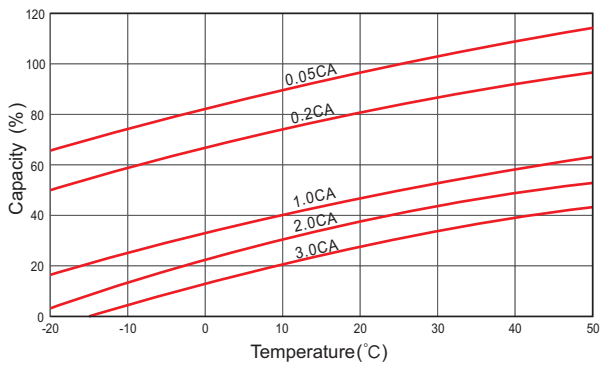
Cycle Life In Relation To Depth Of Discharge



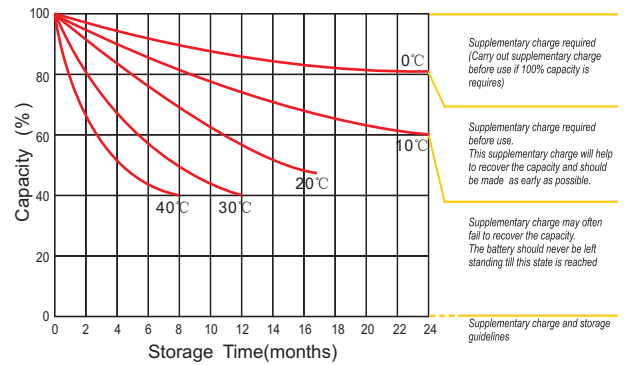
Relationship Between Charging Voltage And Temperature



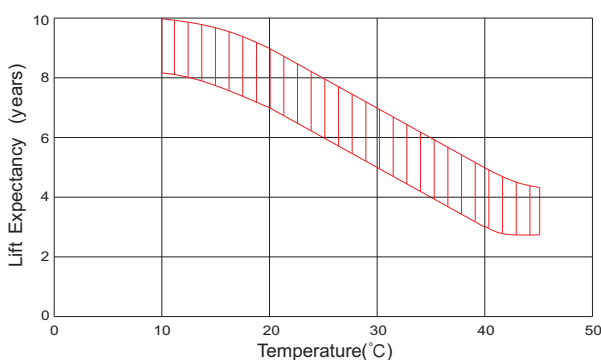
Temperature Effects On Capacity



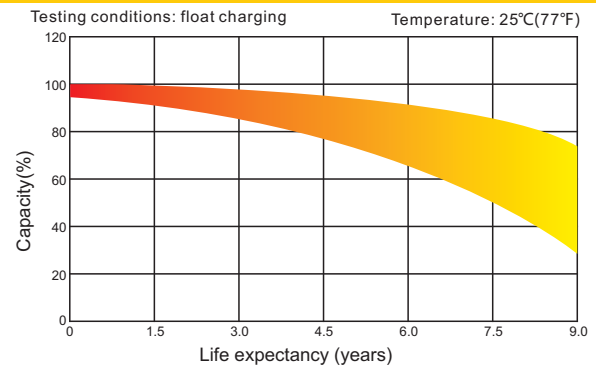
Storage Characteristics



Effect Of Temperature On Long Term Life



Life Characteristics Of Standby Use



(Note) All above information shall be changed without prior notice, Ritar reserves the right to explain and update the latest information.